

# Redeemed

**DISCOVERY JOURNAL**

• PRESCHOOL EDITION •



TO KNOW GOD'S WORD AND MAKE HIM KNOWN

National Bible Bee *Redeemed* Discovery Journal Preschool Edition

© 2022 National Bible Bee

ISBN 979-8-9856161-3-2

All rights reserved. No part of this study guide may be reproduced or transmitted in any form or by any means, electronic, mechanical, photocopying, recording, or otherwise, except as may be expressly permitted in writing by the National Bible Bee or by U.S.A. copyright law.

Scripture quotations marked NASB are taken from the (NASB®) New American Standard Bible®, Copyright © 1960, 1971, 1977, 1995, 2020 by The Lockman Foundation. Used by permission. [www.lockman.org](http://www.lockman.org)

Scripture quotations marked ESV are taken from The ESV® Bible (The Holy Bible, English Standard Version®), copyright © 2001 by Crossway, a publishing ministry of Good News Publishers. Used by permission. All rights reserved.

Scripture quotations marked KJV are taken from the King James Version. Public domain.

Scriptures quotations marked NKJV are taken from the New King James Version.

Copyright © 1982 by Thomas Nelson. Used by permission. All rights reserved.

Scripture quotations marked (NIV) are taken from the Holy Bible, New International Version®, NIV®. Copyright © 1973, 1978, 1984, 2011 by Biblica, Inc.™ Used by permission of Zondervan. All rights reserved worldwide. [www.Zondervan.com](http://www.Zondervan.com) The "NIV" and "New International Version" are trademarks registered in the United States Patent and Trademark Office by Biblica, Inc.™

All word definitions, unless otherwise indicated, are taken from:

Merriam-Webster Online Dictionary copyright © 2015 by Merriam-Webster, Incorporated.

MERRIAM-WEBSTER'S LEARNERSDICTIONARY.COM ([www.LearnersDictionary.com](http://www.LearnersDictionary.com)) copyright 2020 by Merriam-Webster, Incorporated.

McKim, Donald K. *The Westminster Dictionary of Theological Terms*. 2nd ed. Louisville, KY: Westminster John Knox Press, 2014.

For more information about resources for studying the Bible or to order additional copies of this resource, visit [www.biblebee.org](http://www.biblebee.org).

# TABLE OF CONTENTS

---

Dedication: Shelby Kennedy .....	iv
The Greatest Discovery .....	v
Our Vision .....	vi
Discovery Journal Overview .....	vii
Unit 1: The Redeemed .....	1
Unit 2: The Redeemer Is Almighty .....	7
Unit 3: The Redeemer Provides .....	13
Unit 4: The Redeemer Loves .....	19
Unit 5: The Redeemer Saves .....	25
Unit 6: The Redeemer Gives Life .....	31
Unit 7: The Redeemer Reigns .....	37
Unit 8: Redeemed Review .....	43
Memory Verse Activities .....	54
Bibliography .....	55

*Dedicated to*  
**SHELBY KENNEDY**

We are all given the opportunity to make an impact on others. Shelby Kennedy always said she wanted her life to be like a pebble that hits a pond and creates a ripple effect. She wanted her love for God and His Word to impact those around her.

Shelby had an infectious gift of faith. She radiated joy, life, and hope to those she met. She was energetic and fun-loving, and she enjoyed adventures, travel, making memories, children, friends, and family. Along with her family, Shelby dedicated her time to bringing the gospel to impoverished people in Mexico and Haiti in spiritual as well as practical ways. She was as dedicated when she was comforting a hurting child as she was when she was hammering nails or painting a wall. She lived out the admonition, “Whatever you do, work heartily, as for the Lord and not for men, knowing that from the Lord you will receive the inheritance as your reward. You are serving the Lord Christ” (Col. 3:23-24 ESV).

On May 31, 2005, at the age of twenty-three, Shelby went home to be with the Lord after an intense struggle with cancer. During the most debilitating time of her illness, what energy Shelby had was focused on proclaiming Jesus Christ. Her testimony of hope in the midst of a fiery trial inspired those around her.

Much of what kept Shelby’s joy in her last days was the time she spent studying the Word of God. Her life was the inspiration for the Shelby Kennedy Foundation, a nonprofit ministry that began the National Bible Bee in 2009 with the mission to engage young people in the memorization and study of the Bible and provide opportunities to proclaim God’s Word through local, national, and broadcast venues.

Though Shelby’s earthly life is over, the Word that she loved endures forever. It is the Foundation’s hope that the Word will dwell richly in the hearts of the young people of this generation that it may transform generations to come.



*This Discovery Journal is dedicated to Shelby Kennedy  
and her life fully lived for the glory of God.*

# THE GREATEST DISCOVERY

---

A relationship with Jesus Christ is life's greatest discovery.

## OUR CREATOR

God created everything. He is infinite, powerful, sovereign, all-knowing, good, and omnipresent, among many other attributes. But most importantly, He is holy—meaning He alone is God; there is none like Him. He created us in His own image and designed us to have fellowship with Him.

*Genesis 1:1, 27; 1 Samuel 2:2; Psalm 95:1-5; John 1:3; Colossians 1:16-17; Revelation 4:11*

## OUR CONDITION

When tested, man chose to doubt God's goodness and provision. Man's rejection of God brought sin into our lives. The punishment for sin is death—eternal separation from a holy God, the very source of life.

*Genesis 2:17, 3:1-6; Romans 3:23, 6:23*

## GOD RESCUES

However, God had a plan from the beginning for redemption—deliverance from sin. At the appointed time, God sent His Son who became flesh, took on human form, and lived among us. Only the sinless Son of God, Jesus, could be a sufficient sacrifice for the penalty of our sins. Out of love, He took our punishment through death on the cross and then rose again. We can do nothing to provide the remedy or the payment for our sin. We can never try hard enough, work long enough, or be good enough. Trusting in the completed work of Jesus is the only way.

*John 3:16; Romans 5:8; 2 Corinthians 5:21; Ephesians 2:8-9; Colossians 1:19-20; 1 Peter 3:18*

## WE DISCOVER

So how can we be restored to a relationship with God? You can actually rest assured that you don't need to do anything. In fact, you must understand that you can do nothing that would restore yourself to God. If you are striving for salvation, you are missing it. The great news is that God does all the work in salvation! When God gives you faith to believe, He changes your heart and you respond in repentance, turning away from sin and toward obedience to God. Call on His name and discover new life!

*Psalm 32:1-5; Psalm 51; Isaiah 45:22; Jeremiah 29:12-13; Matthew 11:28-30, 16:24; John 6:40, 14:6, 15; Acts 2:36-39; Romans 3:20, 8:1-4, 30, 10:8-10, 13; 1 John 2:1-6*

# OUR VISION

---

As part of the vision of The Shelby Kennedy Foundation, “to know God’s Word and make Him known,” the goal of the Discovery Journal is for each student to gain a right understanding of the Scriptures and then apply it to their lives so they may know the one true God as revealed in His Word. Our method of study is designed toward that end.

But even the best methods are unable to accomplish anything apart from the indwelling Holy Spirit, for He was sent to teach us all things (John 14:26). We are sobered, too, by the warning that knowledge puffs up, but love builds up (1 Cor. 8:1). Our hope for those embarking on this journey to discover eternal treasures is this:

*...that your love may abound more and more, with knowledge and all discernment, so that you may approve what is excellent, and so be pure and blameless for the day of Christ, filled with the fruit of righteousness that comes through Jesus Christ, to the glory and praise of God.*

-Philippians 1:9-11 (ESV)

# INTRODUCTION TO REDEEMED

---

Have you ever heard of the word “redeem?” To redeem means to buy something back. The word “redeem” or “redeemer” occurs twenty-two times in the book of Ruth. As we study the book of Ruth in our *Redeemed* study, we’ll examine the kinsman-redeemer and see how our Redeemer, Jesus Christ, fulfills that role in our redemption.

Throughout this study, you will learn about the life of Ruth, Naomi, and Boaz and how Boaz represents our Kinsman-Redeemer, Jesus. Jesus entered the world to pay the price for our sins and to redeem us from a life of darkness. Knowing more about who your Redeemer is will allow you to trust Him more.

# DISCOVERY JOURNAL OVERVIEW

---

The Discovery Journal is gospel-focused, and we pray that you will clearly see that God has a plan to redeem and save His children.

The *Redeemed* study includes eight units. Units 1 through 7 include a title page followed by five lessons. Unit 8 is a review of all the lessons.

## TITLE PAGE

The title page of each unit includes the unit's Discovery Destination. In addition, each unit's key verses are at the bottom of the title page, with the unit's memory verse highlighted in color.

## LESSONS


Each unit has five lessons, each of which focuses on a particular topic.

### LESSON 1 • Prayer & Blessing

God blesses the redeemed. Units 2-6 contain blessings prayed by the people in Ruth. Each unit also has a memory verse and a Completion Chart. See the memory verse activities at the end of the Discovery Journal for help (page 54).

### LESSON 2 • Read & Observe

In each Lesson 2, you will read study passages and make observations about the passages to help you understand the text and apply it to your life.

 **Note to Teacher:** Read the entire study passage to prepare for each Lesson 2, where you will read only a portion of the passage with your students.

### LESSON 3 • I AM

Who does Jesus say He is? We will examine the seven I AM statements of Christ in the Gospel of John. Understanding what Christ taught and said about Himself shows us His purpose in coming to be the Savior of the world.

### LESSON 4 • Discovery Destination

The Discovery Destination examines the behavior of the redeemed people in the book of Ruth. We will be encouraged to follow their godly character traits.

### LESSON 5 • Review

Each Lesson 5 includes a coloring page from a main point in the study.

## BEFORE YOU BEGIN

Read the verses and paragraph below. Use the information to explain to your preschool student why we study God's Word.

Study to shew thyself approved unto God, a workman that needeth not to be ashamed, rightly dividing the word of truth. -2 Timothy 2:15 (KJV)



Studying God's Word is foundational to our Christian walk. The Bible is comprised of 66 individual books, written by 40 God-inspired authors over a span of 1,500-2,000 years. Read what Paul had to say about the Author of and purposes for Scripture:

All Scripture is inspired by God and beneficial for teaching, for rebuke, for correction, for training in righteousness. -2 Timothy 3:16 (NASB)



**But before you study, you must ask yourself this most important question...  
*Do I Believe?***

Exploration and study of the Bible first begins with your relationship with Jesus Christ—which is the greatest discovery you can make. That journey begins with recognizing that God is Creator and that you are created in His image (Gen. 1:27). Sin entered the world through the disobedience of man, which eternally separates us from a holy God.

Yet from the beginning of time, God had a plan for redemption—Jesus Christ (Gal. 4:4-5). Only the sinless Son of God could provide the payment for our sins by His death on the cross. It is God's grace, not our good works, that offers the gift of eternal life for those who trust in Christ (Eph. 2:8-9). As God gives you faith to believe, call on His name and discover new life in Christ with the promise to live eternally with Him (Rom. 10:8-10).

We pray that you have responded to God's call by believing in Jesus Christ as your Lord and Savior. Welcome now to the *Redeemed* study.

# UNIT 1

# The Redeemed

## DISCOVERY DESTINATION

All Have Sinned

## KEY VERSES

*Now it came to pass, in the days when the judges ruled, that there was a famine in the land. And a certain man of Bethlehem, Judah, went to dwell in the country of Moab, he and his wife and his two sons. -Ruth 1:1 (NKJV)*

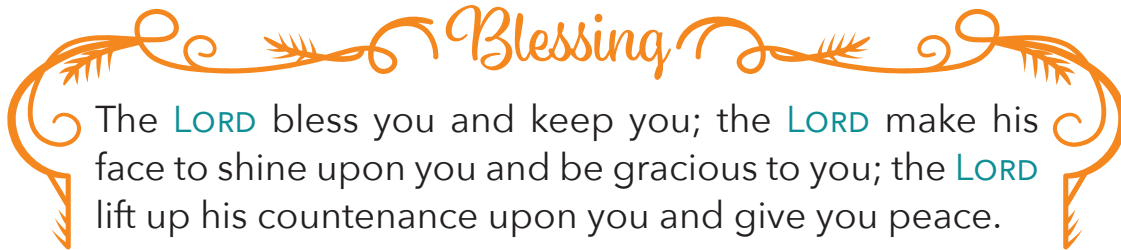


# UNIT 1 • LESSON 1

Prayer & Memory Verse | Study Passage: Ruth 1:1-5 | Memory Passage: Ruth 1:1b

## PRAYER & BLESSING • Numbers 6:24-26 (ESV)

The book of Ruth is filled with people giving blessings to others. **Listen as I read the blessing. Circle the keyword LORD.**



Who can you pray this blessing over this week?

## MEMORY VERSE • Completion Chart for Ruth 1:1b

In our study passage, we will learn that Elimelech, Naomi's husband, dies. **Color Elimelech's memorial stone each day you practice your memory verse.**

<p><b>Monday</b></p>	<p><b>Tuesday</b></p>	<p><b>Wednesday</b></p>
<p><b>Thursday</b></p>	<p><b>Friday</b></p>	<p><b>Saturday</b></p>
<p><b>Sunday</b></p>	<h1>Keep it up!</h1>	



# UNIT 1 • LESSON 2

Read & Observe | Study Passage: Ruth 1:1-5 | Memory Passage: Ruth 1:1b

## MEMORY VERSE

Practice your memory verse and color a memorial stone in Lesson 1.

The *Redeemed* study is from the book of Ruth. It is about the life of Ruth and Naomi and how their kinsman-redeemer, Boaz, is like our Kinsman-Redeemer, Jesus. You may see similar words to kinsman-redeemer like “redeemer” and “nearest-relative” in this study.

The following definition will help you to understand our study.

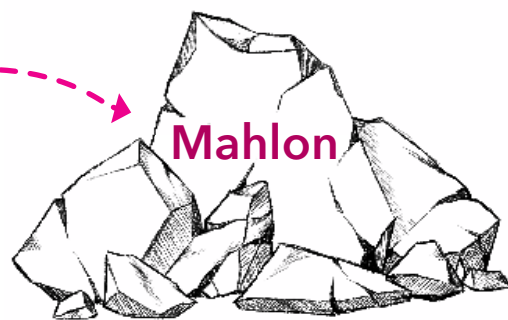
**redeem** to buy something back

## READ • Ruth 1:1-5

Listen as I read Ruth 1:1-5.

## OBSERVE • Questions

The book of Ruth begins with Elimelech, his wife Naomi, and their two sons living in Bethlehem. Because there was no food in the land, they moved to Moab where Elimelech’s sons married Ruth and Orpah. Sadly, Elimelech and his sons later died. **What were the names of the two sons who Ruth and Orpah married? Trace the lines from Ruth and Orpah to the memorial stone with the name of the son they married.**





# UNIT 1 • LESSON 3

I AM | Study Passage: Ruth 1:1-5 | Memory Passage: Ruth 1:1b

## MEMORY VERSE


Practice your memory verse and color a memorial stone in Lesson 1.

### I AM • The Lord: Exodus 3:14 (KJV)

God has many different names. God called to Moses out of a burning bush and told Moses His name. **As I read Exodus 3:14 below, circle the name of God, I Am.**

And God said unto Moses, **I Am** That **I Am**: and he said, Thus shalt thou say unto the children of Israel, **I Am** hath sent me unto you.

God and Jesus are one. **Color the I AM image below to be reminded that Jesus is the great I AM.**





# UNIT 1 • LESSON 4

Discovery Destination | Study Passage: Ruth 1:1-5 | Memory Passage: Ruth 1:1b

## MEMORY VERSE

Practice your memory verse and color a memorial stone in Lesson 1.

## DISCOVERY DESTINATION • Man Sinned: Genesis 3:4-6

Today's Discovery Destination lesson teaches us how sin came into the world through Adam and Eve. Sin! **Think about this word as I read this definition.**


**sin** being disobedient toward God

In the beginning, God created man and woman; their names were Adam and Eve. **Listen to what happened to Adam and Eve (Gen. 3:4-6).**

Adam and Eve lived in a beautiful garden that God had created. God told them that they could eat fruit from any tree except for one. Unfortunately, the evil serpent was able to get Eve to disobey God and eat the fruit from that one tree. Then she gave Adam the fruit, and he ate it also. Oh no—they sinned by disobeying God! He told them they could not live in this garden any more because sin was now in the beautiful world that God created.

But God had a plan to send Jesus to die on the cross to take away the sins of those who believe In Him!

**Look at the picture that shows how Adam and Eve disobeyed God. Then color the fruit.**





# UNIT 1 • LESSON 5

Coloring Page Review | Study Passage: Ruth 1:1-5 | Memory Passage: Ruth 1:1b

Practice your memory verse and color a memorial stone in Lesson 1.

Color the picture of Elimelech and his family traveling to Moab when they left Bethlehem because there was no food.



KNOW GOD'S WORD AND MAKE HIM KNOWN

Jesus is our **Redeemer.**

## UNIT 2

# The Redeemer Is Almighty

### DISCOVERY DESTINATION

The Redeemed Repent

### KEY VERSES

*But Ruth said, "Do not urge me to leave you or to return from following you. For where you go I will go, and where you lodge I will lodge. **Your people shall be my people, and your God my God.** Where you die I will die, and there will I be buried. May the LORD do so to me and more also if anything but death parts me from you." -Ruth 1:16-17 (ESV)*

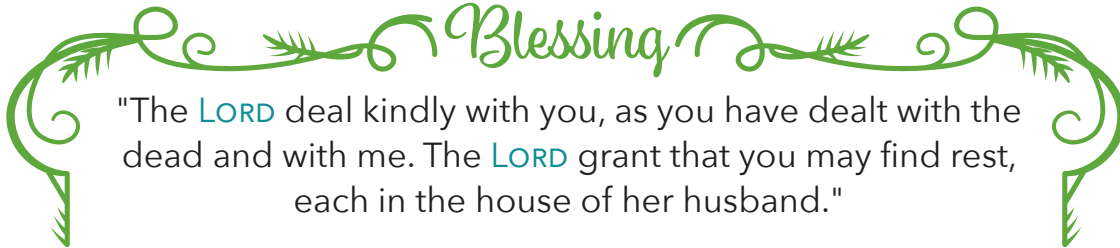


# UNIT 2 • LESSON 1

Prayer & Memory Verse | Study Passage: Ruth 1:6-22 | Memory Passage: Ruth 1:16b

## Prayer & Blessing • Ruth 1:8b-9 (NKJV)

Naomi gave this blessing to Ruth. It is an example of how we can ask God to bless others. **Listen as I read the blessing. Circle the keyword LORD.**



Who can you pray this blessing over this week?

## MEMORY VERSE • Completion Chart for Ruth 1:16b

Naomi and Ruth traveled to Bethlehem, which means the "house of bread." Color a loaf of bread each day you practice your memory verse.

<b>Monday</b>	<b>Tuesday</b>	<b>Wednesday</b>
<b>Thursday</b>	<b>Friday</b>	<b>Saturday</b>
<b>Sunday</b>		

# Way to go!



# UNIT 2 • LESSON 2

Read & Observe | Study Passage: Ruth 1:6-22 | Memory Passage: Ruth 1:16b

## MEMORY VERSE

Practice your memory verse and color a loaf of bread in Lesson 1.

## READ • Ruth 1:6-22

As I read Ruth 1:6-22, notice how Naomi feels as she returns to Bethlehem.

## OBSERVE • Questions

Naomi and Ruth left Moab because there was food in Bethlehem again. God is almighty and He allowed Naomi to go back to Bethlehem where Ruth would find their kinsman-redeemer, Boaz.

However, when Ruth and Naomi went back to Bethlehem, Naomi was very upset because of the loss of her husband and two sons. **Listen to what she said when she went back to Bethlehem.**



*"But she said to them, 'Do not call me Naomi; call me Mara, for the Almighty has dealt very bitterly with me.'" -Ruth 1:20 (NASB)*

What did Naomi call God in the verse above? Use the letter bank from the Redeemed cipher to discover the answer.

### Letter Bank

= M	= H	= A	= G
= L	= I	= T	= Y

A L M I G H T Y

# A is for ALMIGHTY



# UNIT 2 • LESSON 3

I AM | Study Passage: Ruth 1:6-22 | Memory Passage: Ruth 1:16b

## MEMORY VERSE


Practice your memory verse and color a loaf of bread in Lesson 1.

### I AM • The Light of the World: John 8:12a (KJV)

Many times in the Bible, Jesus tells us who He is by using sentences that begin with "I AM." Listen for the words "I AM" as I read John 8:12a below. Circle the keyword **light** because Jesus is the Light of the World.

Then spake Jesus again unto them, saying, I am the **light** of the world.

Color the I AM image below to be reminded that Jesus is the Light of the World.





# UNIT 2 • LESSON 4

Discovery Destination | Study Passage: Ruth 1:6-22 | Memory Passage: Ruth 1:16b

## MEMORY VERSE

Practice your memory verse and color a loaf of bread in Lesson 1.

## DISCOVERY DESTINATION • The Redeemed Repent: 1 Thessalonians 1:9

We learned from our study passage that God is almighty and our almighty God wants us to repent from our sins. Listen as I read the definition below.

**repent** to turn from sin

As I read the verse below, circle the keyword **turned**.



For they themselves report what kind of reception you gave us. They tell how you **turned** to God from idols to serve the living and true God. -1 Thessalonians 1:9 (NIV)



In the activity below, you will see the word "repent." Find the letter in each column that is different from the top letter, and color in that square.

R	E	P	E	N	T
R	<i>E</i>	P	E	N	T
R	E	P	<i>E</i>	N	<i>T</i>
R	E	<i>P</i>	E	N	T
<i>R</i>	E	P	E	<b>N</b>	T



# UNIT 2 • LESSON 5

Coloring Page Review | Study Passage: Ruth 1:6-22 | Memory Passage: Ruth 1:16b

Practice your memory verse and color a loaf of bread in Lesson 1.

Color the picture below, which shows Ruth choosing to stay with Naomi and go to Bethlehem.



KNOW GOD'S WORD AND MAKE HIM KNOWN

The redeemed **repent.**

## UNIT 3

# The Redeemer Provides

### DISCOVERY DESTINATION

The Redeemed Bless

### KEY VERSES

*Boaz replied, "I've been told all about what you have done for your mother-in-law since the death of your husband—how you left your father and mother and your homeland and came to live with a people you did not know before. May the LORD repay you for what you have done. **May you be richly rewarded by the LORD, the God of Israel, under whose wings you have come to take refuge.**" -Ruth 2:11-12 (NIV)*

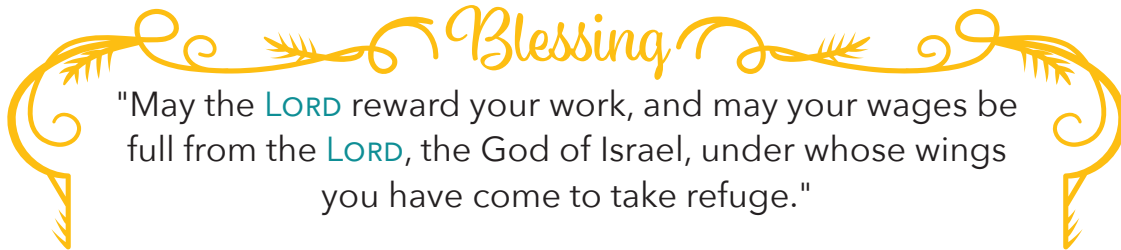


# UNIT 3 • LESSON 1

Prayer & Memory Verse | Study Passage: Ruth 2:1-23 | Memory Passage: Ruth 2:12b

## PRAYER & BLESSING • Ruth 2:12 (NASB)

God wants you to find comfort in Him, and He will bless you when you do. **Listen** as I read the blessing. **Circle the keyword LORD.**



Who can you pray this blessing over this week?

## MEMORY VERSE • Completion Chart for Ruth 2:12b

Boaz provided for Ruth by letting her glean barley in his field. **Color a bundle of grain each day you practice your memory verse.**

<p><b>Monday</b></p> 	<p><b>Tuesday</b></p> 	<p><b>Wednesday</b></p> 
<p><b>Thursday</b></p> 	<p><b>Friday</b></p> 	<p><b>Saturday</b></p> 
<p><b>Sunday</b></p> 	<p><b>Great job!</b></p>	



# UNIT 3 • LESSON 2

Read & Observe | Study Passage: Ruth 2:1-23 | Memory Passage: Ruth 2:12b

## MEMORY VERSE

Practice your memory verse and color a bundle of grain in Lesson 1.

## READ • Ruth 2:1-23

As I read Ruth 2:1-23, you will meet a new man who will provide for Ruth while she works in his barley field.

## OBSERVE • Questions

In Ruth chapter 2, we learned many things about this new man. **To answer the observation question, help me read the statements by saying the words when we come to each image. Then color in the bubble letters to find out the man's name.**






rich



barley



Naomi

Who Am I?		
I am a  man.	I own a  field near Bethlehem.	I am a relative of 



# B is for BOAZ



# UNIT 3 • LESSON 3

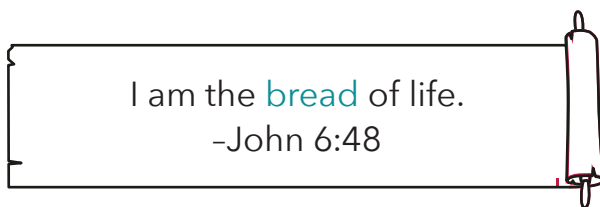
I AM | Study Passage: Ruth 2:1-23 | Memory Passage: Ruth 2:12b

## MEMORY VERSE

Practice your memory verse and color a bundle of grain in Lesson 1.

### I AM • The Bread of Life: John 6:48 (NKJV)

In John 6, Jesus wanted to feed a very large crowd of people, but the only food nearby was five barley loaves of bread and two fish that a boy had brought with him. Jesus was able to take that boy's food and feed the entire crowd of 5,000 men! This miracle of Jesus taught the crowd then and teaches us today that Jesus is our Bread of Life! This means He provides for us. **Listen as I read John 6:48 below and circle the keyword bread.**



Color the I AM image below to be reminded that Jesus is the Bread of Life.





# UNIT 3 • LESSON 4

Discovery Destination | Study Passage: Ruth 2:1-23 | Memory Passage: Ruth 2:12b

## MEMORY VERSE
















Practice your memory verse and color a bundle of grain in Lesson 1.

## DISCOVERY DESTINATION • The Redeemed Bless: Romans 12:9-15

Throughout this unit, we learned how Boaz provided for Ruth and how Ruth was a blessing to Boaz. In the same way, our Redeemer provides for us and we can be a blessing to others.

As I read Romans 12:9-15, think about how you can bless others. Trace the blue lines, and then trace the letters on the line. Then listen as I read the completed sentence.

Ruth and Boaz were able to

---

others.

You can be a blessing, too!



# UNIT 3 • LESSON 5

Coloring Page Review | Study Passage: Ruth 2:1-23 | Memory Passage: Ruth 2:12b

Practice your memory verse and color a bundle of grain in Lesson 1.

Color the picture of Ruth gathering grain in Boaz's field. Let's be reminded that the Redeemer always provides.



KNOW GOD'S WORD AND MAKE HIM KNOWN

The redeemed **bles**s others.

# UNIT 4


# The Redeemer Loves

## DISCOVERY DESTINATION

The Redeemed Love

## KEY VERSES

*And now, my daughter, don't be afraid. I will do for you all you ask. All the people of my town know that you are a woman of noble character. Although it is true that I am a guardian-redeemer of our family, there is another who is more closely related than I. -Ruth 3:11-12 (NIV)*

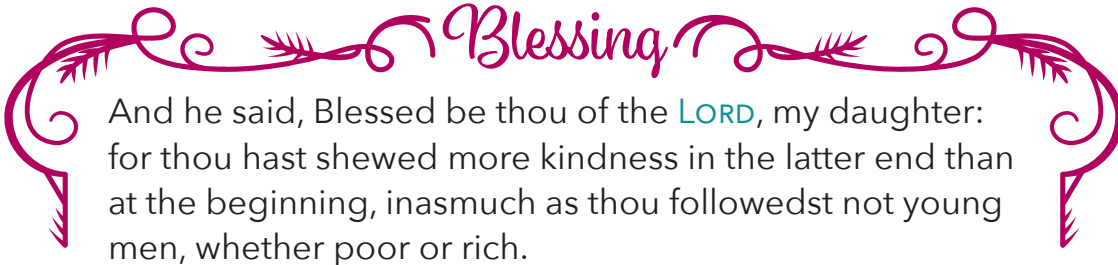


# UNIT 4 • LESSON 1

Prayer & Memory Verse | Study Passage: Ruth 3:1-18 | Memory Passage: Ruth 3:11a

## PRAYER & BLESSING • Ruth 3:10 (KJV)








God showed amazing love by sending Jesus to die for our sins. Because God loves us, we can love others. Listen as I read the blessing. Circle the keyword **LORD**.



And he said, Blessed be thou of the **LORD**, my daughter: for thou hast shewed more kindness in the latter end than at the beginning, inasmuch as thou followedst not young men, whether poor or rich.

Who can you pray this blessing over this week?

## MEMORY VERSE • Completion Chart for Ruth 3:11a

<b>Monday</b> 	<b>Tuesday</b> 	<b>Wednesday</b> 
<b>Thursday</b> 	<b>Friday</b> 	<b>Saturday</b> 
<b>Sunday</b> 	<b>Nice work!</b>	




# UNIT 4 • LESSON 2

Read & Observe | Study Passage: Ruth 3:1-18 | Memory Passage: Ruth 3:11a


## MEMORY VERSE

Practice your memory verse and color a pair of wings in Lesson 1.

 **Note to Teacher:** Read the entire study passage, Ruth 3:1-18, in preparation for this lesson. You will read only Ruth 3:1-4 with your student.

## READ • Ruth 3:1-4

Listen to Naomi's instructions in these verses.



## OBSERVE • Sequencing

In the study passage, we are shown the love Naomi had for Ruth when she gave Ruth instructions to go see Boaz. Naomi knew that Ruth could find love and protection from him, much like we can find love and protection under the wings of God. **Listen as I read Naomi's instructions to Ruth 3:1-4. Trace the numbers to put them in the correct order.**

Go to the threshing floor where Boaz is. Don't let him see you right away.  
          2          



Notice where Boaz lies down, uncover his feet, and lie down. Then he will tell you what to do.  
          3          

Wash, and put on perfume and your best clothes.  
          1          

Just as Naomi loved Ruth,

God **LOVES** us.



# UNIT 4 • LESSON 3

I AM | Study Passage: Ruth 3:1-18 | Memory Passage: Ruth 3:11a

## MEMORY VERSE

Practice your memory verse and color a pair of wings in Lesson 1.

### I AM • The Good Shepherd: John 10:11 (NKJV)

When a shepherd calls for his sheep, they listen. He leads them to safety and protects them from enemies. If we believe in Jesus, we are His sheep and He is our Good Shepherd. Much like Boaz did for Ruth, Jesus leads us and protects us because of His amazing love for us.

As I read John 10:11 below, circle the keyword **shepherd**.

I am the good **shepherd**. The good **shepherd** gives His life for the sheep.

Color the I AM image below to be reminded that Jesus is the Good Shepherd.





# UNIT 4 • LESSON 4

Discovery Destination | Study Passage: Ruth 3:1-18 | Memory Passage: Ruth 3:11a

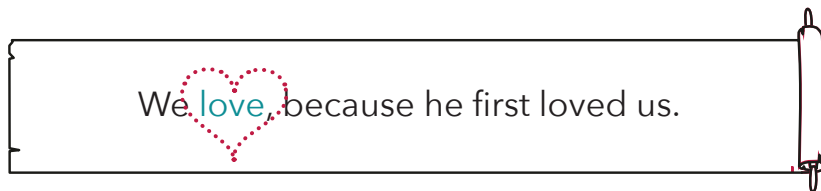
## MEMORY VERSE

Practice your memory verse and color a pair of wings in Lesson 1.


## DISCOVERY DESTINATION • The Redeemed Love: 1 John 4:19 (NASB)

Christ loved us so much that He came to earth and died on the cross for our sins. God wants us to show this great love to others. We can love others because of the love God has given to us.

As I read 1 John 4:19, trace the heart around the keyword **love**.



Use the color of each symbol to color the picture below.





# UNIT 4 • LESSON 5

Coloring Page Review | Study Passage: Ruth 3:1-18 | Memory Passage: Ruth 3:11a

Practice your memory verse and color a pair of wings in Lesson 1.

Color the picture of Boaz and Ruth at the threshing floor. Let's be reminded that the Redeemer loves and blesses us.



KNOW GOD'S WORD AND MAKE HIM KNOWN

The redeemed **love**.

## UNIT 5

# The Redeemer Saves

### DISCOVERY DESTINATION

The Redeemed Trust God

### KEY VERSES

*And Boaz said unto the elders, and unto all the people, Ye are witnesses this day, that I have bought all that was Elimelech's, and all that was Chilion's and Mahlon's, of the hand of Naomi. Moreover Ruth the Moabitess, the wife of Mahlon, have I purchased to be my wife, to raise up the name of the dead upon his inheritance, that the name of the dead be not cut off from among his brethren, and from the gate of his place: ye are witnesses this day. And all the people that were in the gate, and the elders, said, We are witnesses. The LORD make the woman that is come into thine house like Rachel and like Leah, which two did build the house of Israel: and do thou worthily in Ephratah, and be famous in Bethlehem. -Ruth 4:9-11 (KJV)*

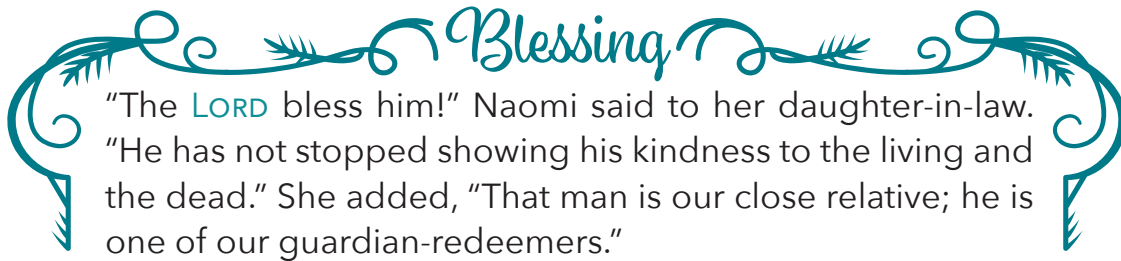


# UNIT 5 • LESSON 1

Prayer & Memory Verse | Study Passage: Ruth 4:1-12 | Memory Passage: Ruth 4:10a

## PRAYER & BLESSING • Ruth 2:20 (NIV)

Boaz showed love when he redeemed Ruth. Christ loved us and gave His life to save us from our sins. **Listen as I read the blessing. Circle the keyword LORD.**



Who can you pray this blessing over this week?

## MEMORY VERSE • Completion Chart for Ruth 4:10a

The nearest kinsman gave Boaz his sandal to show that Boaz was redeeming the land and Ruth. **Color a sandal each day you practice your memory verse.**

<b>Monday</b>	<b>Tuesday</b>	<b>Wednesday</b>
		
<b>Thursday</b>	<b>Friday</b>	<b>Saturday</b>
		
<b>Sunday</b>		
	<h1>Keep going!</h1>	



# UNIT 5 • LESSON 2

Read & Observe | Study Passage: Ruth 4:1-12 | Memory Passage: Ruth 4:10a

## MEMORY VERSE

Practice your memory verse and color a sandal in Lesson 1.



## READ • Ruth 4:1-12

As I read the study passage, pay attention to the new people who are introduced.

## OBSERVE • Questions

Another man had the first right to redeem Naomi's land and marry Ruth. Because Boaz was an honest man who followed the Law, he went to the closest relative to ask him if he was going to redeem the land and marry Ruth. **Trace the words to answer the first question. Then use the cipher to discover the answer to the second question.**

Who were the two people who could redeem the land and Ruth?

Nearest <b>Relative</b>	<b>Boaz</b>
	

Who redeemed Ruth?

🎵 = A    🌾 = B    🦶 = O    🥑 = Z

**B**    **O**    **A**    **Z**

---

🌾    🦶    🎵    🥑

Boaz was able to save the land and the family name by redeeming Ruth!



# UNIT 5 • LESSON 3

I AM | Study Passage: Ruth 4:1-12 | Memory Passage: Ruth 4:10a

## MEMORY VERSE

Practice your memory verse and color a sandal in Lesson 1.

**I AM** • The Resurrection and the Life: John 11:1-46

Listen as I read the passage about Lazarus. Then let's look at the verse below. Circle the blue word.


Jesus said to her, "I am the **resurrection** and the life; the one who believes in Me will live, even if he dies." -John 11:25 (NASB)

The blue word is "resurrection." **Listen to the meaning of this word.**

**= resurrection** the event told about in the Bible in which Jesus Christ returned to life after His death

Lazarus became sick and, before Jesus arrived at his house, he died. Some thought that Jesus was late, but He is never late. He went to Lazarus, brought him back to life, and saved him from death! Because of this, many people believed in Christ! Jesus died for us on the cross and was resurrected, so He could save us from our sins!

**Color the I AM image below to be reminded that Jesus is the Resurrection.**





# UNIT 5 • LESSON 4

Discovery Destination | Study Passage: Ruth 4:1-12 | Memory Passage: Ruth 4:10a

## MEMORY VERSE


Practice your memory verse and color a sandal in Lesson 1.

## DISCOVERY DESTINATION • The Redeemed Trust God: Psalm 91:1-2 (ESV)

God is our fortress. A fortress is a place that protects people from danger. God has promised to protect and save us, so we can always trust Him!

As I read Psalm 91:1-2 (ESV) below, circle the blue words. These are names of God. Then trace the word "trust" on the fortress.

He who dwells in the shelter of the **Most High** will abide in the shadow of the **Almighty**. I will say to the LORD, "My refuge and my fortress, my God, in whom I trust."



If the Lord is your fortress, write your name on the stone above.



# UNIT 5 • LESSON 5

Coloring Page Review | Study Passage: Ruth 4:1-12 | Memory Passage: Ruth 4:10a

Practice your memory verse and color a sandal in Lesson 1.

Color the picture of Boaz and the nearest kinsman as Boaz redeems Elimelech's land and Ruth.



KNOW GOD'S WORD AND MAKE HIM KNOWN

The redeemed can **trust** God.

## UNIT 6

# The Redeemer Gives Life

### DISCOVERY DESTINATION

The Redeemed Rejoice

### KEY VERSES

*And the women said unto Naomi, Blessed be the LORD, which hath not left thee this day without a kinsman, that his name may be famous in Israel. And he shall be unto thee a restorer of thy life, and a nourisher of thine old age: **for thy daughter in law, which loveth thee, which is better to thee than seven sons, hath born him.***

-Ruth 4:14-15 (KJV)

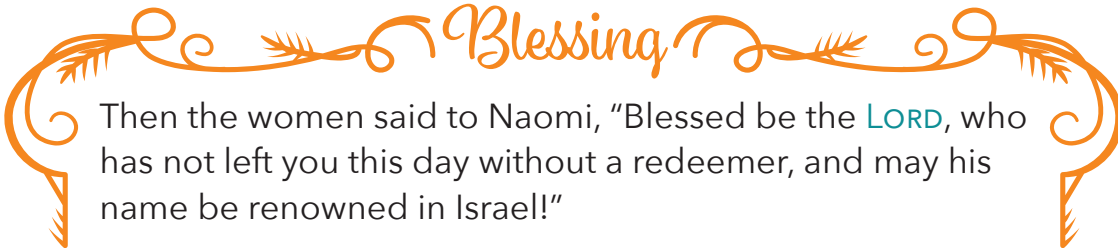


# UNIT 6 • LESSON 1

Prayer & Memory Verse | Study Passage: Ruth 4:13-17 | Memory Passage: Ruth 4:15b

## PRAYER & BLESSING • Ruth 4:14 (ESV)

The women of Bethlehem blessed and praised the Lord for giving Naomi a son. Praise the Lord and rejoice in what God has done for other people. **Listen as I read the blessing. Circle the keyword LORD.**



Who can you pray this blessing over this week?

## MEMORY VERSE • Completion Chart for Ruth 4:15b

In our lesson, we will learn about the baby of Boaz and Ruth, Obed, who continues the family line. **Color a baby Obed each day you practice your memory verse.**

<b>Monday</b> 	<b>Tuesday</b> 	<b>Wednesday</b> 
<b>Thursday</b> 	<b>Friday</b> 	<b>Saturday</b> 
<b>Sunday</b> 	<b>Great work!</b>	



## UNIT 6 • LESSON 2

Read & Observe | Study Passage: Ruth 4:13-17 | Memory Passage: Ruth 4:15b

### MEMORY VERSE

Practice your memory verse and color a baby Obed in Lesson 1.

### READ • Ruth 4:13-17

As I read the study passage, you'll hear several names. These are the names of the people in Ruth and Boaz's family.

### OBSERVE • Questions

After Ruth and Boaz were married, God blessed them with a son. Obed would continue the family line and would one day be a relative to Jesus! He was such a blessing to his family, and so are you! Jesus believed all children were a blessing. In Mark 10:14, Jesus invites the children to come to Him.



What does the Bible say about children? Listen as I read the verse below. Then color the bubble words.

Children are a gift  
of the Lord.

-Psalm 127:3

(NASB)



# UNIT 6 • LESSON 3

I AM | Study Passage: Ruth 4:13-17 | Memory Passage: Ruth 4:15b

## MEMORY VERSE

Practice your memory verse and color a baby Obed in Lesson 1.

## I AM • The Way, the Truth, and the Life: John 14:1-6


Listen as I read John 14:1-6.

When the time came for Jesus to leave earth, His disciples were sad. Jesus told them that He was going to prepare a place for them and He would soon be back to take them there. Thomas, one of Jesus' disciples, asked Him, "Lord, we do not know where You are going; how do we know the way?" (John 14:5 NASB).

Listen to the verse below to discover Jesus' answer to Thomas. Circle the keyword **way** because Jesus is The Way.

Jesus said to him, "I am the way, the truth, and the life. No one comes to the Father except through Me. -John 14:6 (NKJV)

Color the I AM image below to be reminded that Jesus is the Way, the Truth, and the Life.





# UNIT 6 • LESSON 4

Discovery Destination | Study Passage: Ruth 4:13-17 | Memory Passage: Ruth 4:15b

## MEMORY VERSE

Practice your memory verse and color a baby Obed in Lesson 1.

## DISCOVERY DESTINATION • The Redeemed Rejoice: 1 Thessalonians 5:16-18

Christ has redeemed us and we can rejoice because He gives eternal life! In fact, He tells us to rejoice!

Listen as I read 1 Thessalonians 5:16-18. Trace the numbers to show the order these commands are written in the verses.

2 Pray



3 Give thanks



1 Rejoice



If you believe in Jesus, then you are redeemed!  
Luke 10:20 says we can rejoice in this truth! **Color the word "rejoice."**

# REJOICE





# UNIT 6 • LESSON 5

Coloring Page Review | Study Passage: Ruth 4:13-17 | Memory Passage: Ruth 4:15b

Practice your memory verse and color a baby Obed in Lesson 1.

Color the picture below that shows us how God blessed Boaz, Ruth, and Naomi with Obed.



**KNOW GOD'S WORD AND MAKE HIM KNOWN**

The redeemed **rejoice!**

# UNIT 7

# The Redeemer Reigns

## DISCOVERY DESTINATION

The Redeemed Reign with Christ

## KEY VERSES

*And Obed fathered Jesse, and Jesse fathered David.*

-Ruth 4:22 (NASB)

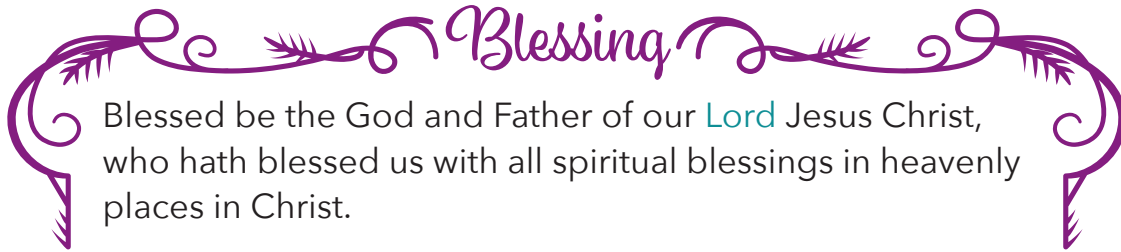


# UNIT 7 • LESSON 1

Prayer & Memory Verse | Study Passage: Ruth 4:18-22 | Memory Passage: Ruth 4:22

## PRAYER & BLESSING • Ephesians 1:3 (KJV)

God blessed the redeemed in Christ. Listen as I read the blessing. Circle the keyword **Lord**.



Who can you pray this blessing over this week?

## MEMORY VERSE • Completion Chart for Ruth 4:22

We will learn that as redeemed children of God, we reign with Christ! Color a crown each day you practice your memory verse.

<b>Monday</b>	<b>Tuesday</b>	<b>Wednesday</b>
		
<b>Thursday</b>	<b>Friday</b>	<b>Saturday</b>
		
<b>Sunday</b>		
		

# Keep it up!



# UNIT 7 • LESSON 2

Read & Observe | Study Passage: Ruth 4:18-22 | Memory Passage: Ruth 4:22

## MEMORY VERSE

Practice your memory verse and color a crown in Lesson 1.

## READ • Ruth 4:18-22

As I read, listen to the names in the verses.

## OBSERVE • Questions

Obed would become the grandfather of David, an important king of Israel. Jesus would come from the family line of David. This means that Jesus would be a relative of Obed! **In the verse below, circle the names in blue, Obed and David.**

Obed fathered Jesse, and Jesse fathered David.  
-Ruth 4:22 (ESV)

Galatians 4:4-5 teaches us that as believers in Christ, you and I are adopted by God and we are accepted into His royal family. That means we get to be relatives of Jesus! **Write your name in the box below if you are redeemed and are now part of the family of God.**





# UNIT 7 • LESSON 3

I AM | Study Passage: Ruth 4:18-22 | Memory Passage: Ruth 4:22

## MEMORY VERSE

Practice your memory verse and color a crown in Lesson 1.

### I AM • The True Vine: John 15:1-4

Listen as I read John 15:1-4, which teaches that Jesus is the true vine.


Each of the I AM lessons we have studied have shown us how great our Redeemer is. In His final I AM statement, Jesus spoke to His disciples about abiding in Him. Jesus said that He is the vine and we are the branches. Just like a grapevine produces good grapes, we can produce good fruit in our walk with Christ, like being kind and showing love to others.

Another word for "abide" is "remain." **As I read the verse below, circle the keyword remain.**

Remain in me, as I also remain in you. No branch can bear fruit by itself; it must remain in the vine. Neither can you bear fruit unless you remain in me. -John 15:4 (NIV)



Color the I AM image below to be reminded that Jesus is the Vine.





# UNIT 7 • LESSON 4

Discovery Destination | Study Passage: Ruth 4:18-22 | Memory Passage: Ruth 4:22

## MEMORY VERSE

Practice your memory verse and color a crown in Lesson 1.




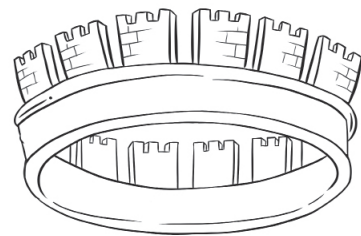
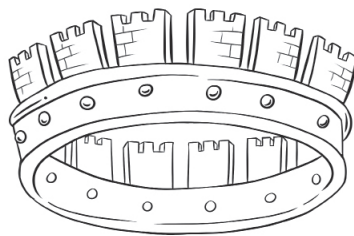
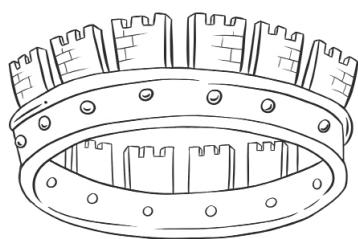
## DISCOVERY DESTINATION • The Redeemed Reign with Christ:

Revelation 22:1-5

Remember that in Genesis, God let man rule the garden. When man disobeyed God, he could no longer be in charge of the garden. But because Christ died on the cross, those who are redeemed, will one day rule with Christ forever in heaven! James 1:12 tells us that the redeemed are promised the crown of life!

**Listen as I read Revelation 22:1-5. These verses describe the heaven we will reign in with Jesus!**

James 1:12 tells us that the redeemed are promised the crown of life. In each row of crowns below, one is different. **Color the crown that is different.**





# UNIT 7 • LESSON 5

Coloring Page Review | Study Passage: Ruth 4:18-22 | Memory Passage: Ruth 4:21-22

Practice your memory verse and color a crown in Lesson 1.

Color the picture below that shows God's hand in the lineage of Jesus.



KNOW GOD'S WORD AND MAKE HIM KNOWN

The redeemed **reign** with Christ.

# UNIT 8

# Redeemed Reviews

## DISCOVERY DESTINATION

Redemption

## KEY VERSES

*The women said to Naomi: "Praise be to the LORD, who this day has not left you without a guardian-redeemer. May he become famous throughout Israel!"*

-Ruth 4:14 (NIV)



## DO YOU BELIEVE THAT JESUS DIED FOR YOU?

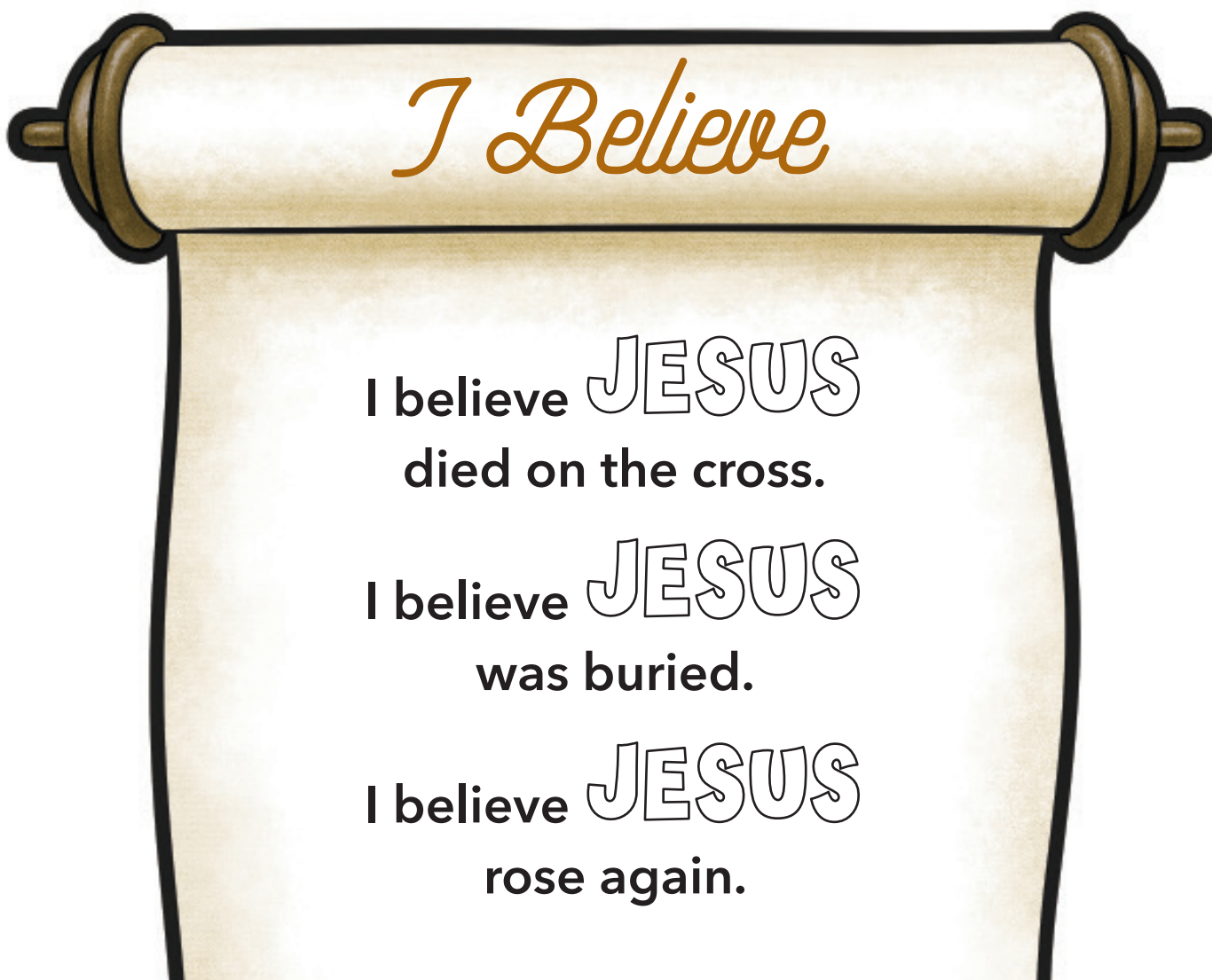
God created us to have a relationship with Him. But man sinned. The Bible says our punishment for sin is eternal separation from a perfect and holy God.

But God had a plan to deliver us from sin. He sent His Son, Jesus, who became flesh, took on human form, and lived without sin among us.

Only Jesus can pay for our sins. Out of love, Christ took on our punishment. He died on the cross and then rose again. We can do nothing to pay for our sin. We can't try hard enough or be good enough. But we can trust and believe that Jesus' work is the only way to a relationship with God forever.

## I BELIEVE

Listen as I read the "I believe" statements. **Then color the word "Jesus" in each statement.**









# UNIT 8 • LESSON 1


## Discovery Destination Review


In each Discovery Destination, we learned about the actions of those of us who are redeemed. Trace the dotted lines to finish the statements and review what you learned in each lesson.

The redeemed  BELIEVE. 

The redeemed  LOVE. 

The redeemed  REPENT. 

The redeemed  TRUST. 

The redeemed  REJOICE. 

The redeemed  REIGN. 

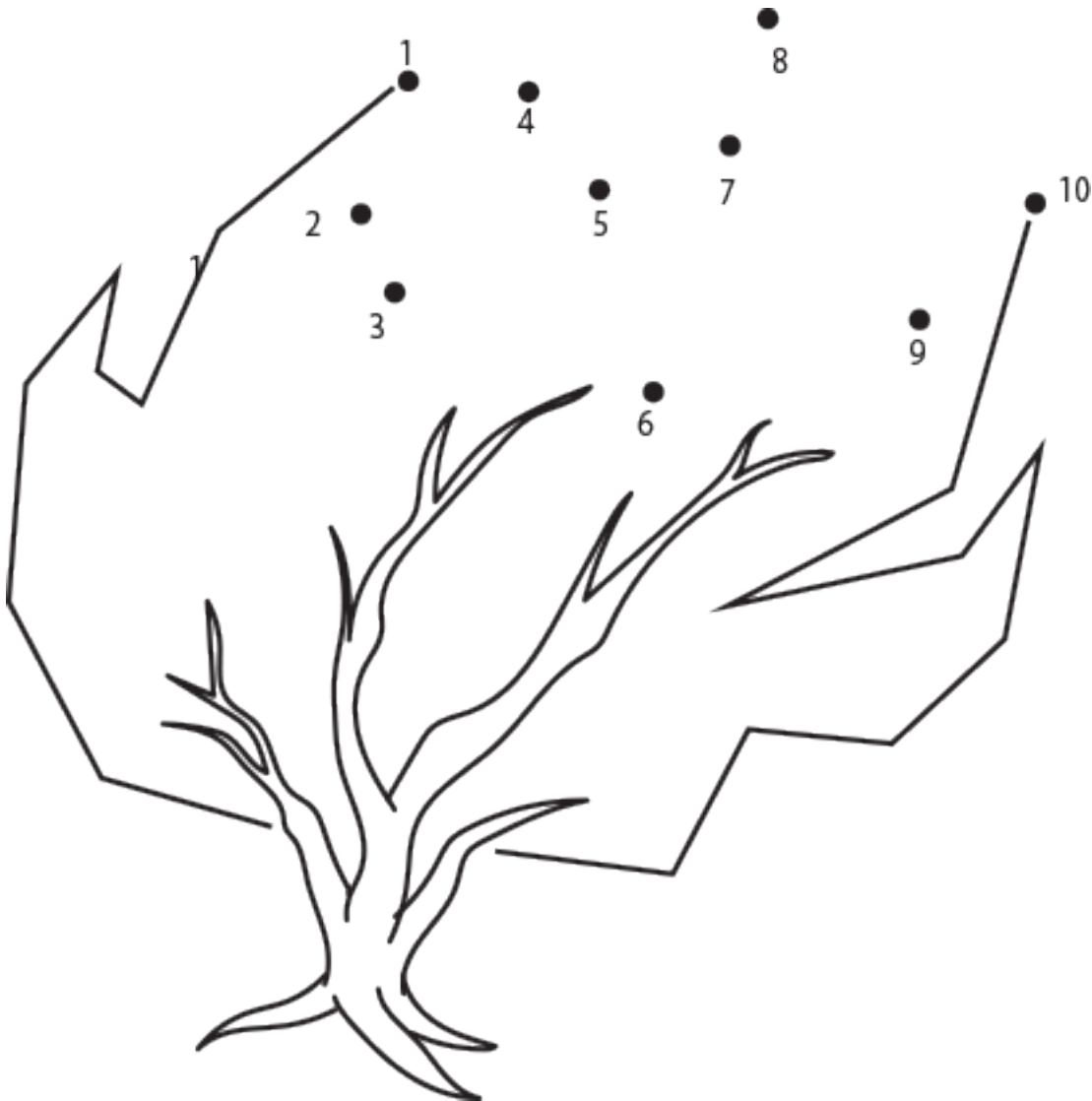



# UNIT 8 • LESSON 1

Review | Unit 1: The Redeemed

## Unit 1 Review

In Unit 1 we learned that God said to Moses from the burning bush, "I AM WHO I AM." **Start at the number 1 and connect the dots to complete the picture. Color the picture.**





# UNIT 8 • LESSON 2

Review | Unit 2: The Redeemer Is Almighty

## Unit 2 Review

In Unit 2 we learned the first I AM statement that Jesus used to describe Himself, "I am the light of the world." **Start at the number 1 and connect the dots to complete the picture. Color the picture.**



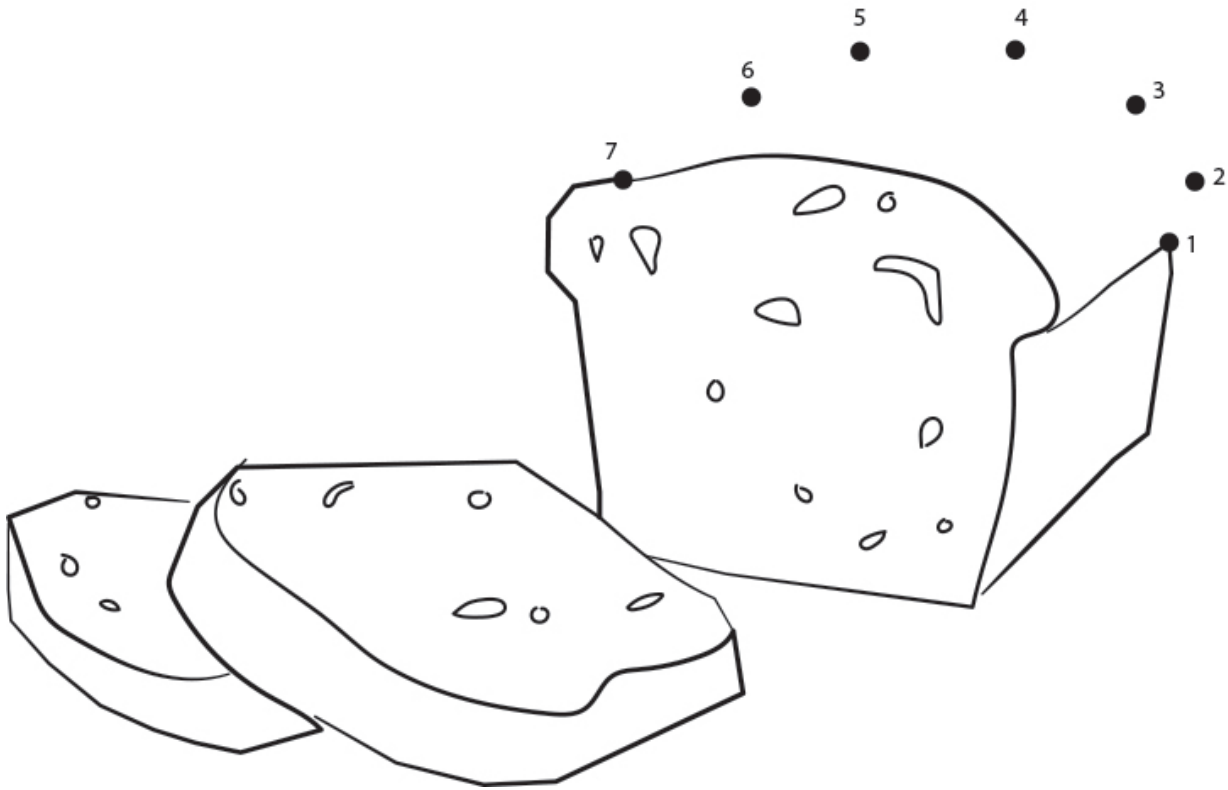


# UNIT 8 • LESSON 2

Review | Unit 3: The Redeemer Provides

## Unit 3 Review

In Unit 3 we learned another I AM statement that Jesus used to describe Himself, "I am the bread of life." **Start at the number 1 and connect the dots to complete the picture. Color the picture.**





# UNIT 8 • LESSON 3

Review | Unit 4: The Redeemer Loves

## Unit 4 Review

In Unit 4 we learned another I AM statement that Jesus used to describe Himself, "I am the good shepherd." **Start at the number 1 and connect the dots to complete the picture. Color the picture.**



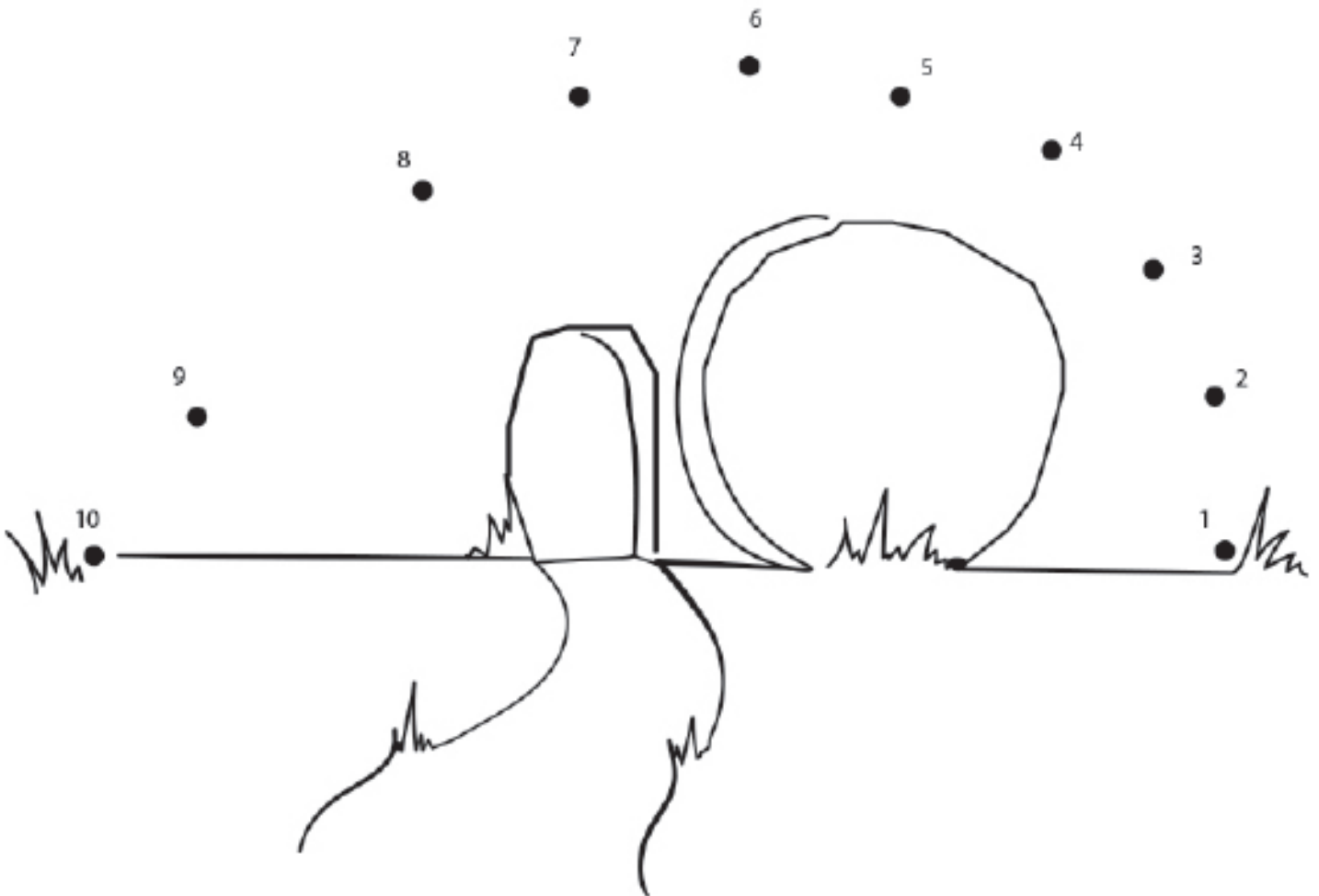


# UNIT 8 • LESSON 3

Review | Unit 5: The Redeemer Saves

## Unit 5 Review

In Unit 5 we learned another I AM statement that Jesus used to describe Himself, "I am the resurrection and the life." **Start at the number 1 and connect the dots to complete the picture. Color the picture.**







# UNIT 8 • LESSON 4

Review | Unit 7: The Redeemer Gives Life

## Unit 7 Review

In Unit 7, we learned another I AM statement, "I am the true vine," which Jesus used to describe Himself. **Start at the number 1 and connect the dots to complete the picture. Color the picture.**






# UNIT 8 • LESSON 5

## Review | Coloring Page

Congratulations for completing the entire *Redeemed* study! You have fulfilled the vision “to know God’s Word,” and now you can “make Him known” by walking as the redeemed and telling others about God’s redemption.

The pictures below represent the I AM statements that we learned in our *Redeemed* study. **Color the picture, and remember that whoever believes in Christ and His sacrifice is redeemed.**



## MEMORY VERSE ACTIVITIES

### TOSS A BALL

Have your family toss a ball around. When someone catches the ball, say a word from the verse until the entire verse has been recited.

### MAKE HAND MOTIONS/GESTURES

Make up your own hand motions for certain words in the verse. For example, you could open your hands like a book for “the Word” or point up for “God.”

### SING SCRIPTURE SONGS

There are many resources online or in Christian bookstores for singing verses. You can also make up your own song to the tune of a favorite song.

### EMPHASIZE THE WORDS

As you are reading the verse, emphasize every other word. To emphasize means to say something louder, longer, and with more force.

### USE RHYTHM

Using rhythm is a good technique to help your brain remember the words. Instead of emphasizing a word with your voice, clap your hands or stomp your feet to create a rhythm.

### MAKE FLASH CARDS

You can make flash cards on colorful index cards or on websites that allow you to make digital flash cards. Be colorful and creative with your flash cards.

### CREATE SILLY ACRONYMS

Acronyms allow you to take the first letter from the word you are memorizing and assign it a silly word. With longer passages especially or with lists of things, acronyms will work very well. The sillier they are, the easier it is to remember.

### DRAW IT

Draw the main points of the verse as reminders.

### GO OUTSIDE

Take your memory verse outside. Write your memory verse using things found in nature: sticks, stones, dirt, sand, leaves, etc.

## BIBLIOGRAPHY

Blue Letter Bible. <https://www.blueletterbible.org/>.

Brandt, B. and Eric Kress. *God in Everyday Life: The Book of Ruth for Expositors and Biblical Counselors*. The Woodlands, TX: Kress Christian Publications, 2007.

Bush, Frederic. *Word Biblical Commentary*. Volume 9. *Ruth–Esther*. Grand Rapids, MI: Zondervan, 2018.

Eager, George B. International Standard Bible Encyclopaedia, "Marriage," <https://www.blueletterbible.org/search/dictionary/viewtopic.cfm?topic=IT0005818>.

Gaebelein, Frank E., ed. *The Expositor's Bible Commentary*. Volume 2. *Genesis–Numbers*. Grand Rapids, MI: Zondervan, 1990.

Gaebelein, Frank E., ed. *The Expositor's Bible Commentary*. Volume 3. *Deuteronomy, Joshua, Judges, Ruth, 1 & 2 Samuel*. Grand Rapids, MI: Zondervan, 1992.

Hubbard, Robert L., Jr. *The New International Commentary of the Old Testament: The Book of Ruth*. Grand Rapids, MI: Wm. B. Eerdmans Publishing Co., 1988.

James, Carolyn Custis. *The Gospel of Ruth: Loving God Enough to Break the Rules*. Grand Rapids, MI: Zondervan, 2008.

Living Passages. "Ruth and Naomi: Follow Their Path from Bethlehem to Moab on a Biblical Journey." <https://livingpassages.com/footsteps-ruth-and-naomi/>.

MacArthur, John. "Bible Introductions: Ruth." Grace to You. <https://www.gty.org/library/bible-introductions/MSB08/ruth>.

MacArthur, John. *The Deity of Christ*. Chicago, IL: Moody Publishers, 2017.

MacArthur, John. *The MacArthur Bible Commentary*. Nashville, TN: Thomas Nelson, 2005.

MacArthur, John. *The MacArthur New Testament Commentary: Ephesians*. Chicago, IL: Moody Publishers, 1986.

MacArthur, John. *The MacArthur Study Bible: New American Standard Bible*. La Habra, CA: The Lockman Foundation, 2006.

Precept Austin. "Ruth Commentaries." Updated January 16, 2020. [https://www.preceptaustin.org/ruth\\_commentaries](https://www.preceptaustin.org/ruth_commentaries).

Precept Ministries International. *Precept Upon Precept: Kinsman Redeemer*. Chattanooga, TN: Precept Ministries International, 2002.

Rasmussen, Carl. "Qumran." Accessed July 25, 2021. <https://holylandphotos.org/>.

Richison, Grant C. Verse-by-Verse Commentary. "Ruth 4:13f." Last modified April 17, 2010. <https://versebyversecommentary.com/2010/04/17/ruth-413f/>.

Scott, Bruce. *The Feasts of Israel: Seasons of the Messiah*. Bellmawr, NJ: The Friends of Israel Gospel Ministry, Inc., 1997.

*Studies in Judges and Ruth*, arranged by Grace Saxe and revised by Irving L. Jensen. Chicago, IL: Moody Bible Institute of Chicago, 1968.

Swindoll, Chuck. "Ruth." Insight for Living Ministries: The Bible-Teaching Ministry of Pastor Chuck Swindoll. <https://www.insight.org/resources/bible/the-historical-books/ruth>.

The NTS Library: Online Christian Library of Virtual Theological Resources. Manners and Customs of Bible Lands. <http://www.ntslibrary.com/PDF%20Books%20II/Manners%20and%20Customs.pdf>.

Unger, Merrill F. *The New Unger's Bible Dictionary*. Chicago, IL: Moody Bible Institute of Chicago, 1988.

When the World Calls Me and No One Knows How Far I'll Go. "King's Highway—Ancient Trade Route of the Middle East." <https://whentheworldcallsme.com/language/en/kings-highway-ancient-route/>.

Yahoo Images. "Topographical Map of the Kingdoms of Israel and Judah." <https://images.search.yahoo.com/search/images>.