



# Redeemed

**BEGINNER EDITION**

# DISCOVERY JOURNAL

• BEGINNER EDITION •



TO KNOW GOD'S WORD AND MAKE HIM KNOWN

National Bible Bee *Redeemed* Discovery Journal Beginner Edition

© 2022 National Bible Bee

ISBN 979-8-9856161-2-5

All rights reserved. No part of this study guide may be reproduced or transmitted in any form or by any means, electronic, mechanical, photocopying, recording, or otherwise, except as may be expressly permitted in writing by the National Bible Bee or by U.S.A. copyright law.

Scripture quotations marked NASB are taken from the (NASB®) New American Standard Bible®, Copyright © 1960, 1971, 1977, 1995, 2020 by The Lockman Foundation. Used by permission. [www.lockman.org](http://www.lockman.org)

Scripture quotations marked ESV are taken from The ESV® Bible (The Holy Bible, English Standard Version®), copyright © 2001 by Crossway, a publishing ministry of Good News Publishers. Used by permission. All rights reserved.

Scripture quotations marked KJV are taken from the King James Version. Public domain.

Scripture quotations marked NKJV are taken from the New King James Version. Copyright © 1982 by Thomas Nelson. Used by permission. All rights reserved.

Scripture quotations marked (NIV) are taken from the Holy Bible, New International Version®, NIV®. Copyright © 1973, 1978, 1984, 2011 by Biblica, Inc.™ Used by permission of Zondervan. All rights reserved worldwide. [www.Zondervan.com](http://www.Zondervan.com) The "NIV" and "New International Version" are trademarks registered in the United States Patent and Trademark Office by Biblica, Inc.™

All word definitions, unless otherwise indicated, are taken from:

Merriam-Webster Online Dictionary copyright © 2015 by Merriam-Webster, Incorporated.

MERRIAM-WEBSTER'S LEARNERSDICTIONARY.COM ([www.LearnersDictionary.com](http://www.LearnersDictionary.com)) copyright 2020 by Merriam-Webster, Incorporated.

McKim, Donald K. *The Westminster Dictionary of Theological Terms*. 2nd ed. Louisville, KY: Westminster John Knox Press, 2014.

For more information about resources for studying the Bible or to order additional copies of this resource, visit [www.biblebee.org](http://www.biblebee.org).

# TABLE OF CONTENTS

---

Dedication: Shelby Kennedy .....	iv
The Greatest Discovery .....	v
Our Vision .....	vi
Getting Started .....	vi
Discovery Journal Overview .....	vii
Study Methods .....	ix
Study Resources .....	xi
Mature Content .....	xi
Before You Begin .....	xii
<b>Unit 1:</b> The Redeemed .....	1
<b>Unit 2:</b> The Redeemer Is Almighty .....	15
<b>Unit 3:</b> The Redeemer Provides .....	29
<b>Unit 4:</b> The Redeemer Loves .....	43
<b>Unit 5:</b> The Redeemer Saves .....	57
<b>Unit 6:</b> The Redeemer Give Life .....	71
<b>Unit 7:</b> The Redeemer Reigns .....	85
<b>Unit 8:</b> Redeemed Review .....	99
Memory Verse Activities .....	113
Cipher Keys .....	114
Bibliography .....	115

*Dedicated to*  
**SHELBY KENNEDY**

We are all given the opportunity to make an impact on others. Shelby Kennedy always said she wanted her life to be like a pebble that hits a pond and creates a ripple effect. She wanted her love for God and His Word to impact those around her.

Shelby had an infectious gift of faith. She radiated joy, life, and hope to those she met. She was energetic and fun-loving, and she enjoyed adventures, travel, making memories, children, friends, and family. Along with her family, Shelby dedicated her time to bringing the gospel to impoverished people in Mexico and Haiti in spiritual as well as practical ways. She was as dedicated when she was comforting a hurting child as she was when she was hammering nails or painting a wall. She lived out the admonition, “Whatever you do, work heartily, as for the Lord and not for men, knowing that from the Lord you will receive the inheritance as your reward. You are serving the Lord Christ” (Col. 3:23-24 ESV).

On May 31, 2005, at the age of twenty-three, Shelby went home to be with the Lord after an intense struggle with cancer. During the most debilitating time of her illness, what energy Shelby had was focused on proclaiming Jesus Christ. Her testimony of hope in the midst of a fiery trial inspired those around her.

Much of what kept Shelby’s joy in her last days was the time she spent studying the Word of God. Her life was the inspiration for the Shelby Kennedy Foundation, a nonprofit ministry that began the National Bible Bee in 2009 with the mission to engage young people in the memorization and study of the Bible and provide opportunities to proclaim God’s Word through local, national, and broadcast venues.

Though Shelby’s earthly life is over, the Word that she loved endures forever. It is the Foundation’s hope that the Word will dwell richly in the hearts of the young people of this generation that it may transform generations to come.



*This Discovery Journal is dedicated to Shelby Kennedy  
and her life fully lived for the glory of God.*

# THE GREATEST DISCOVERY

---

A relationship with Jesus Christ is life's greatest discovery.

## OUR CREATOR

God created everything. He is infinite, powerful, sovereign, all-knowing, good, and omnipresent, among many other attributes. But most importantly, He is holy—meaning He alone is God; there is none like Him. He created us in His own image and designed us to have fellowship with Him.

*Genesis 1:1, 27; 1 Samuel 2:2; Psalm 95:1-5; John 1:3; Colossians 1:16-17; Revelation 4:11*

## OUR CONDITION

When tested, man chose to doubt God's goodness and provision. Man's rejection of God brought sin into our lives. The punishment for sin is death—eternal separation from a holy God, the very source of life.

*Genesis 2:17, 3:1-6; Romans 3:23, 6:23*

## GOD RESCUES

However, God had a plan from the beginning for redemption—deliverance from sin. At the appointed time, God sent His Son who became flesh, took on human form, and lived among us. Only the sinless Son of God, Jesus, could be a sufficient sacrifice for the penalty of our sins. Out of love, He took our punishment through death on the cross and then rose again. We can do nothing to provide the remedy or the payment for our sin. We can never try hard enough, work long enough, or be good enough. Trusting in the completed work of Jesus is the only way.

*John 3:16; Romans 5:8; 2 Corinthians 5:21; Ephesians 2:8-9; Colossians 1:19-20; 1 Peter 3:18*

## WE DISCOVER

So how can we be restored to a relationship with God? You can actually rest assured that you don't need to do anything. In fact, you must understand that you can do nothing that would restore yourself to God. If you are striving for salvation, you are missing it. The great news is that God does all the work in salvation! When God gives you faith to believe, He changes your heart and you respond in repentance, turning away from sin and toward obedience to God. Call on His name and discover new life!

*Psalm 32:1-5; Psalm 51; Isaiah 45:22; Jeremiah 29:12-13; Matthew 11:28-30, 16:24; John 6:40, 14:6, 15; Acts 2:36-39; Romans 3:20, 8:1-4, 30, 10:8-10, 13; 1 John 2:1-6*

# OUR VISION

---

As part of the vision of The Shelby Kennedy Foundation, “to know God’s Word and make Him known,” the goal of the Discovery Journal is for each student to gain a right understanding of the Scriptures and then apply it to their lives so they may know the one true God as revealed in His Word. Our method of study is designed toward that end.

But even the best methods are unable to accomplish anything apart from the indwelling Holy Spirit, for He was sent to teach us all things (John 14:26). We are sobered, too, by the warning that knowledge puffs up, but love builds up (1 Cor. 8:1). Our hope for those embarking on this journey to discover eternal treasures is this:

*...that your love may abound more and more, with knowledge and all discernment, so that you may approve what is excellent, and so be pure and blameless for the day of Christ, filled with the fruit of righteousness that comes through Jesus Christ, to the glory and praise of God. –Philippians 1:9-11 (ESV)*

# GETTING STARTED

---

Welcome to *Getting Started*! Please don’t skip over this section; it contains information about the *Redeemed* Discovery Journal that you will need to know for a successful experience with this Bible study. We look forward to helping you learn and grow in the grace and knowledge of our Lord Jesus Christ (2 Peter 3:18).

## INTRODUCTION TO REDEEMED

What do you think of when you hear the word “redeem”? Do you think of reclaiming something that was lost? The word “redeem” or “redeemer” occurs twenty-two times in our short narrative of Ruth. As we study the book of Ruth in our *Redeemed* study, we’ll examine the kinsman-redeemer and see how our Redeemer, Jesus Christ, fulfills that role in our redemption.

God’s plan of redemption was designed long before the foundation of the world (Eph. 1:4, 1 Peter 1:19–20, Rev. 13:8). Even though sin entered the world through Adam and Eve, God promised One who would come from Eve and one day crush the head of the serpent (Gen. 3:15). Our Redeemer was both willing and able to redeem us—buy us back. Knowing more about who your Redeemer is will give you the confidence to trust Him in any circumstance.

The events of the book of Ruth take place in the dark days of the judges and even so, God is faithful. The Lord still works in the lives of His people as He loves, cares for, and provides for them. They, in turn, demonstrate their love and devotion to Him through their love and loyalty to each other.

Our heroine, Ruth, is a woman of faith, courage, loyalty, and virtue—truly a godly example. As a respected citizen of Bethlehem, our hero Boaz possesses valor, generosity, and integrity. He also handles legal matters with wisdom and honesty. You will come to appreciate both Ruth’s and Boaz’s godly attributes. Above all, their love and devotion to God is on full display.

From God’s promise in Genesis to the final fulfillment in Revelation, we see the evidence of His redemption plan accomplished through the work of Jesus Christ. Our prayer at the National Bible Bee is that you are redeemed by the blood of the Lamb, and ultimately, that you “know God’s Word and make Him known.” May the *Redeemed* study draw you closer to the Redeemer.

## **DISCOVERY JOURNAL OVERVIEW**

The Discovery Journal is gospel-focused. Scripture clearly reveals both the sinful condition of man and God’s triumphant plan for the redemption of mankind.

The *Redeemed* study includes eight units. Units 1 through 7 include a title page and a *Launch* page followed by five lessons, each with *Navigate* and *Explore* sections. Unit 8 is a review of Units 1 through 7, complete with quizzes.

### **TITLE PAGE**

The title page of each unit includes the unit’s Discovery Destination and the Key Verses (the main point or message of the study passage).

## LAUNCH PAGE

The following elements are unique to the *Redeemed* study and are included in each unit. You will find an overview of each section on the *Launch* page to serve as an easy reference for you in your Bible study or review of each unit.

### **Prayer & Blessing**

The redeemed of the Lord are blessed by Him with many blessings in Christ (Eph. 1:3). Units 2-6 contain words of blessing spoken and prayed by the people in the book of Ruth. Who do you know who needs a special blessing from the Lord? Ask God to bless that person.

### **Background Study**

Each *Redeemed* Lesson 2 provides background information such as geography, culture, people groups, and history to bring life to the Bible study.

### **I AM**

Who does Jesus say He is? How important is it to know the Lord Jesus Christ? We will examine the seven I AM statements of Christ in the Gospel of John. Understanding what Christ taught and said about Himself in these metaphors shows us His purpose in coming to be the Savior of the world.

### **Christ the Kinsman-Redeemer**

*Explore* Lesson 3 of each unit focuses on Christ, our Kinsman-Redeemer. You will gain a more in-depth understanding of Christ's redemptive work as our Kinsman-Redeemer and how He fulfills that role.

### **Discovery Destination**

How are redeemed people to live before God now that He has saved them? The Discovery Destination in each unit examines the behavior of the redeemed and answers this question. Godly character traits seen in the people of the book of Ruth will encourage us to follow their example.

### **The Song of the Redeemed**

The proper response of God's work of redemption is praise and worship of our Redeemer who has saved us. In this section, each psalm leads you in a time of thanksgiving, praise, and worship as you remember what the Lord has done for you.

## NAVIGATE

The *Navigate* section begins the study portion of each lesson in the Discovery Journal. You can complete this section in as little as twenty minutes. It includes a *Navigate* memory passage as well as a variety of study methods for unlocking the truth and discovering the treasures of God's Word.

## EXPLORE

The *Explore* section in each lesson takes the study to a deeper level, while also allowing for practice of the *Navigate* memory passage. You may complete it on the same day as the *Navigate* section or on another day.

## STUDY & MEMORY PASSAGES

The study passage for each unit is in the heading of each *Navigate* and *Explore* lesson. The study passage is the Bible text that you will cover during the lesson.

The memory passage for each unit, also in the heading of each lesson, is taken from the study passage. You should read and study your memory passage daily.


## STUDY METHODS

Both the *Navigate* and *Explore* sections in each unit include five lessons that help you dive into these methods of Bible study: Read & Observe, Interpret, Apply, and Review.

### READ & OBSERVE Lessons 1 & 2

You will read study passages and make observations about the passages by focusing on the following:

- Keywords
- Observation questions (the 5 Ws and an H questions: who, what, when, where, why, and how)
- Definitions
- Compare/contrast information

 **Note to Teacher:** The reading assignment is listed next to the **READ** heading. In some units, the passages are long and you may choose to skip over some verses or paraphrase the passage.

## Keywords

Keywords are important words that you will mark with a specific color. You'll use four colors—yellow, red, blue, and green—to help you answer questions and see important truths more readily. Each color focuses on a different area.

### Keyword Marking Key

- = references to God (*yellow*)
- = references to mankind (*red*)
- = references to God's actions (*blue*)
- = references to places (*green*)

Here is an example of a keyword exercise:

Mark the keyword **witnesses** in the verse, and then check the circle.



witnesses (Acts 1:8) (*red*)

When you are asked to mark keywords, you should mark all forms of the keywords in your Bible. For example, when you mark the keyword **pray**, then you would mark any form of the word “pray,” such as “prayed,” “praying,” “prayers,” etc.

## INTERPRET Lesson 3

Using the Bible to interpret Scripture, we will draw attention to man's condition and God's redemptive plan.

To accomplish this, the *Interpret* lesson uses various tools to arrive at a correct interpretation. The main goal is to use the Bible to interpret the Bible by studying the following:

- Context
- Cross-references (other Bible verses)
- Parallel passages (to compare and contrast biblical ideas)

## APPLY Lesson 4

The *Apply* lesson focuses on the application of a right understanding of God's Word by studying prayer, learning about godly behavior, and considering what you've learned and how you can apply it to your own life.

## REVIEW Lesson 5

The final lesson ends with a review that includes a coloring page and activities.

## STUDY RESOURCES


To complete the study, you'll need these items:

- A Bible that can be highlighted (NASB, ESV, KJV, NKJV, or NIV)
- Bible highlighters
- Pencils or pens
- Crayons/markers

Now that you have an overview of what you'll read and study in the Discovery Journal and what study tools you'll need for a successful journey through *Redeemed*, you are almost ready to begin a study the book of Ruth!

## MATURE CONTENT

While all Scripture is inspired by God and is profitable for teaching (2 Tim. 3:16), we recognize that some content may not be suitable for younger children. We recommend that teachers pre-read lessons and Scripture passages to assess the maturity level of content before teaching. In any section that we consider potentially inappropriate for young readers, you will find a notice like this:

 **Note to Teacher:** Pre-read Genesis 38 before you read it with your student; it contains mature content. If you so choose, skip to *Explore* Lesson 1.

## BEFORE YOU BEGIN

Study to shew thyself approved unto God, a workman that needeth not to be ashamed, rightly dividing the word of truth.  
- 2 Timothy 2:15 (KJV)

Studying God's Word is foundational to our Christian walk. The Bible is composed of sixty-six individual books, written by forty God-inspired authors over a span of 1,500 to 2,000 years. Read what Paul had to say about the Author of and the purposes for Scripture:

All Scripture is inspired by God and beneficial for teaching, for rebuke, for correction, for training in righteousness.  
- 2 Timothy 3:16 (NASB)

**But before you study, you must ask yourself this most important question...  
*Do I Believe?***

Exploration and study of the Bible first begins with your relationship with Jesus Christ—which is the greatest discovery you can make. That journey begins with recognizing that God is Creator and that you are created in His image (Gen. 1:27). Sin entered the world through the disobedience of man, which eternally separates us from a holy God.

Yet from the beginning of time, God had a plan for redemption—Jesus Christ (Gal. 4:4-5). Only the sinless Son of God could provide the payment for our sins by His death on the cross. It is God's grace, not our good works, that offers the gift of eternal life for those who trust in Christ (Eph. 2:8-9). As God gives you faith to believe, call on His name and discover new life in Christ with the promise to live eternally with Him (Rom. 10:8-10).

We pray that you have responded to God's call by believing in Jesus Christ as your Lord and Savior. Welcome now to the *Redeemed* study.

# UNIT 1

# *The Redeemed*

## **DISCOVERY DESTINATION**

All Have Sinned

## **KEY VERSES**

*Now it came to pass, in the days when the judges ruled, that there was a famine in the land. And a certain man of Bethlehem, Judah, went to dwell in the country of Moab, he and his wife and his two sons.*

-Ruth 1:1 (NKJV)

# LAUNCH • UNIT 1

## OVERVIEW

Ruth is the story of redemption and of a faithful God who works in the lives of His people in ways that we do not always understand.

- **PRAYER & BLESSING**

Numbers 6:24-26

- **BACKGROUND STUDY**

People Groups: Israelites and Moabites

- **I AM**

The Lord: Exodus 3:14

- **CHRIST THE KINSMAN-REDEEMER**

Man Needs a Savior: Romans 5:12-19

- **DISCOVERY DESTINATION**

All Have Sinned: Genesis 3:4-6

- **THE SONG OF THE REDEEMED**

The Lord, My Rock and My Redeemer: Psalm 19:14

## STUDY PASSAGE

Ruth 1:1-5



## MEMORY PASSAGE

Ruth 1:1



## KEY VERSES

Ruth 1:1

## REDEEMED KEY PASSAGE

*Then the women said to Naomi, "Blessed be the LORD, who has not left you this day without a redeemer, and may his name be renowned in Israel!" -Ruth 4:14 (ESV)*



Keywords

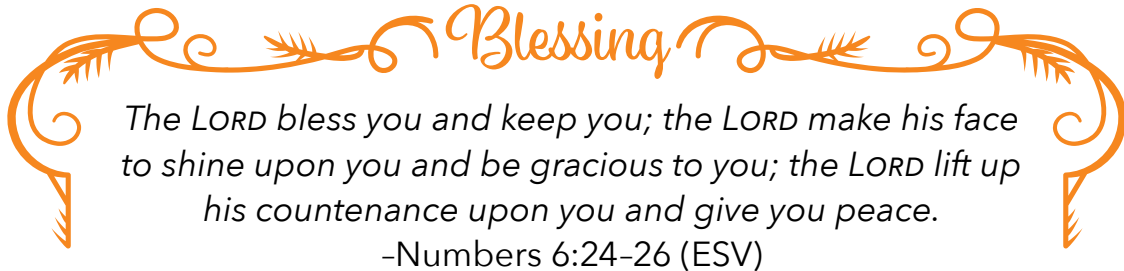


Definitions



# PRAYER & BLESSING • UNIT 1

The book of Ruth is filled with people giving blessings to others. As you study through the *Redeemed* Discovery Journal, you will begin each day by thanking God and praying blessings over others.



**Each day, complete a task and then check the box.**

Day 1  Listen as I read the blessing.

Day 2  Listen as I read the blessing. Pray this blessing over one of your family members. Write his or her name on the line.

---

Day 3  Listen as I read the blessing. Pray this blessing over a friend. Write his or her name on the line.

---

Day 4  Listen as I read the blessing. Trace the word below.

May the Lord **ble**ss you.

Day 5  Listen as I read the blessing. Trace the word below.

May the Lord **pro**tect you.



# NAVIGATE • UNIT 1, LESSON 1

Read & Observe | Study Passage: Ruth 1:1-5 | Memory Passage: Ruth 1:1

## Memory Passage Activity

Your memory verse for this unit is Ruth 1:1. You can use the memory verse activities on page 113 to help you memorize the verse. In our study passage, we will learn that Elimelech, Naomi's husband, dies. **Color Elimelech's memorial stone each day you practice your memory verse.**



In the book of Ruth, we will learn about Ruth, from Moab, who moved to Bethlehem with her mother-in-law, Naomi. There she met her future husband, Boaz, who would act as her redeemer. Boaz's role as redeemer is a picture of Jesus Christ, who is our Redeemer.

The following definition will help you to understand our study.



**redeem** to buy something back

## READ • Ruth 1

As I read, pay special attention to Ruth 1:1-5, our study passage.

## OBSERVE • Keywords

We are learning how to study the Bible using keywords—important words in the Bible. In the book of Ruth, the name for God is "LORD." In Unit 1 we will read through the book of Ruth, marking this name for God. **In your Bible, mark the keyword LORD in Ruth 1:6 using the color in parentheses. Check the circle when you are finished.**



LORD (Ruth 1:6) (yellow)

What is the name of the book of the Bible we are studying in the *Redeemed Discovery Journal*? Color the bubble letters to answer the question.

# R is for RUTH



# EXPLORE • UNIT 1, LESSON 1

Read & Observe | Study Passage: Ruth 1:1-5 | Memory Passage: Ruth 1:1

## READ • Ruth 1:1-5

The *Explore* lesson takes a deeper look into the Word of God. The meanings of names in the Bible are important. **Listen as I reread Ruth 1:1-5 and observe the names of the people. Mark the names as I read.**

## OBSERVE • Definitions & Questions

Another way to observe a passage is to define words you may not know. **Listen as I read the definitions of these names.**

= **Elimelech** my God is king

= **Naomi** beautiful; agreeable

**Did you notice that Elimelech and his family moved to Moab because there was a famine in Bethlehem?**

= **famine** a situation in which many people do not have enough food to eat


The sons of Elimelech and Naomi married Ruth and Orpah in Moab. Sadly, Elimelech and the sons later died. **What were the sons' names? Trace the lines from Ruth and Orpah to the memorial stones to learn who they married. Trace the sons' names on the stones.**



**Orpah**



**Ruth**





# NAVIGATE • UNIT 1, LESSON 2

Read & Observe | Study Passage: Ruth 1:1-5 | Memory Passage: Ruth 1:1

## READ • Ruth 2

As I read chapter 2 on our journey through the book of Ruth, listen for the word "Lord," a name of God. Mark the keyword **LORD** in Ruth 2:4. Then check the circle.



LORD (Ruth 2:4) (yellow)

To help us understand a Bible passage, we study some background information to learn about what was happening at that time.

## BACKGROUND STUDY • People Groups: Israelites and Moabites

The book of Ruth describes two different people groups. Use the Redeemed cipher (see page 114) to discover the names of these people.

Listen as I read each statement from the Bible about one of the people groups, and draw a line to the correct image.



●  
The Moabites  
worshipped  
the false god  
Chemosh.  
(1 Kings 11:7)

●  
The nation of  
Israel began  
with Abram.  
(Gen. 12:1)

●  
God chose the  
Israelites to be His  
holy people.  
(Deut. 7:6)

●  
The Moabites  
were mean to  
God's people for  
eighteen years.  
(Judg. 3:14)

God said that no Ammonites or Moabites should become part of the assembly of God's people, the Israelites (Deut. 23:3-5).

Which people group would you have wanted to be a part of?

Israelites

Moabites



# EXPLORE • UNIT 1, LESSON 2

Read & Observe | Study Passage: Ruth 1:1-5 | Memory Passage: Ruth 1:1

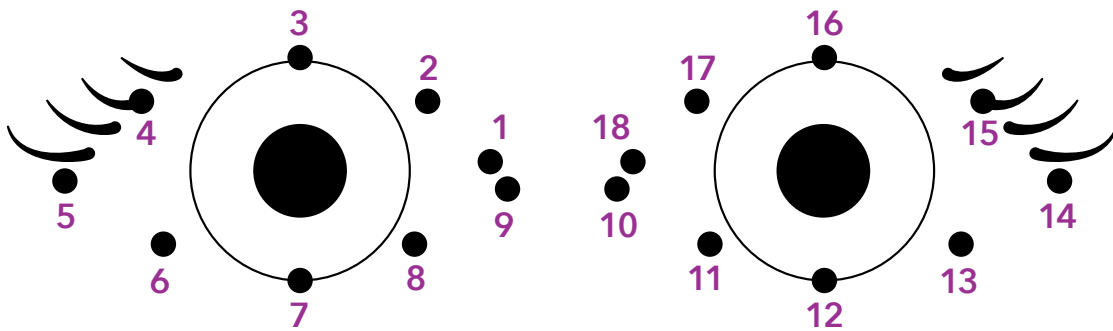
## READ • Ruth 1:1-5

As I read, listen to discover *when* the book of Ruth took place. Underline the answer in verse 1.

## OBSERVE • Questions

Listen as I read the verse below. Then complete the dot-to-dot activity, and color the eyes the same color as the eyes God gave you.

In those days there was no king in Israel: every man did that which was right in his own eyes. -Judges 21:25 (KJV)



As I read Judges 2:11-19, notice that these verses show us how the Israelites did sinful things in God's sight. Even though the Israelites sinned, God raised up judges to protect them. God delivered Israel from their enemies, but they still sinned against God.

How did the Israelites behave? Cross out the numbers below, leaving letters that form a word. Write the words on the blanks.

7 6 D 9 1 1 5 4 S 8 2 O 0 B 5 6 E 7 3 D 9 2 1 4 E 6 5 N 2 T

God's people were \_\_\_\_\_ during the years the judges ruled.

9 2 D 5 3 E 2 5 L 1 1 9 V 7 6 E 4 R 2 E 3 R 8

They needed a \_\_\_\_\_. God was faithful, and He had a plan.



# NAVIGATE • UNIT 1, LESSON 3

Interpret | Study Passage: Ruth 1:1-5 | Memory Passage: Ruth 1:1

## READ • Ruth 3


As I read Ruth 3, mark the keyword **LORD** in Ruth 3:10. Then check the circle.



LORD (Ruth 3:10) *(yellow)*

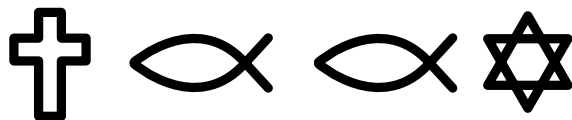
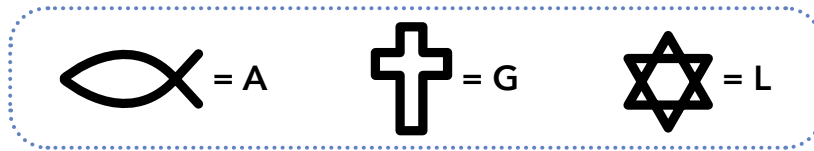
## I AM • The Lord: Exodus 3:14

In the Bible, God has different names for Himself, and the meaning of each name teaches us about God and who He is. **As I read Exodus 3:14, think about who God says He is. Look at the picture and read the words, "I AM WHO I AM."**



As I read Isaiah 44:24, notice who God says He is. Jehovah is a Hebrew name that means "LORD." Many of the names of God begin with "Jehovah." God's name, Jehovah-Ga'al, means, "The Lord, my Redeemer."

Write the correct letter on the blank below its symbol.



J E H O V A H - \_\_\_\_\_ ' \_\_\_\_\_



# EXPLORE • UNIT 1, LESSON 3

Interpret | Study Passage: Ruth 1:1-5 | Memory Passage: Ruth 1:1

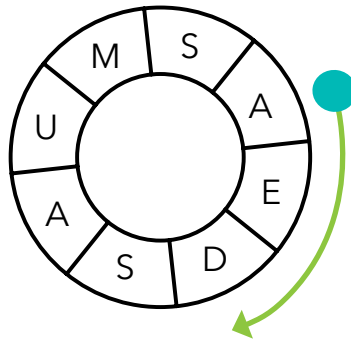
## CHRIST THE KINSMAN-REDEEMER • Man Needs a Savior: Romans 5:12-19

We will focus on Jesus in each *Explore* Lesson 3. The work of Jesus Christ can cleanse us from the sin that Adam brought into the world. Adam's sin separated us from God. However, verses in Romans explain that Jesus, our Kinsman-Redeemer, gives grace to those who believe that He died on the cross, was buried, and rose from the grave.

Listen as I read the references. Then beginning with the letter at the dot, follow the arrow to find the next letters. Write every other letter on the blanks below the picture to discover who each picture represents.

By this man, sin entered the world.

Romans 5:12

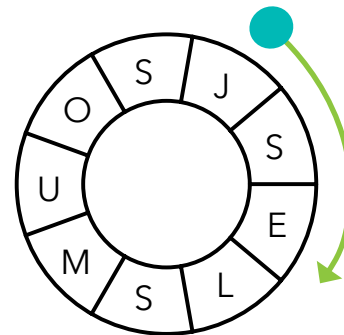


-----



This Man gave the gift of grace.

Romans 5:15



-----



Adam disobeyed God and, because Adam sinned, we are all born into sin. But Jesus, our Redeemer, was obedient and He paid the price for our sins.

But God demonstrates his own love for us in this: while we were still sinners, Christ died for us. -Romans 5:8 (NIV)



# NAVIGATE • UNIT 1, LESSON 4

Apply | Study Passage: Ruth 1:1-5 | Memory Passage: Ruth 1:1

## DISCOVERY DESTINATION • Man Sinned: Genesis 3:4-6

### READ • Ruth 4

As I read Ruth 4, mark these keywords and check each circle.



redeem (Ruth 4:4) (*blue*)

LORD (Ruth 4:14) (*yellow*)



sin

an action that is considered to be wrong according to religious or moral law

In the beginning, God created man and woman; their names were Adam and Eve. **Listen to the summary of Genesis 3:4-6 below.**

God told Adam and Eve that they could eat the fruit from any tree in the garden except for one. The serpent told the woman that she would not die if she ate from that tree in the garden. Eve ate some of the fruit and gave some to her husband, Adam. Immediately, the man and the woman knew that they had disobeyed, so they hid from God. God knew their sin, and He removed the man and woman from the garden.

**Use the color code to color the picture that portrays Adam and Eve's disobedience.**

1 - green (leaves)

2 - red (fruit)

3 - yellow (snake)



Have you ever tried to hide something you did wrong?  Yes  No

Were you able to hide your sin from God?  Yes  No



# EXPLORE • UNIT 1, LESSON 4

Apply | Study Passage: Ruth 1:1-5 | Memory Passage: Ruth 1:1


## THE SONG OF THE REDEEMED • The Lord, My Rock and My Redeemer:

Psalm 19:14


In each unit, we will study a passage of Scripture about how the redeemed (believers) praise God for what He has done. Praising God is an important part of worship.

In Psalm 19, David praises God for His creation and His Word. **Read Psalm 19:14.** Trace the words, and then color the border using the color code.

1 = blue   2 = green   3 = orange   4 = purple

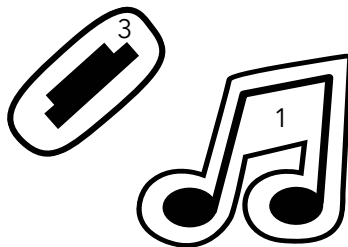



May the words of  
my mouth and the  
meditation of my heart  
be acceptable in  
Your sight, LORD,  
my  
rock  
and my



Redeemer.

Psalm 19:14 (NASB)





# NAVIGATE • UNIT 1, LESSON 5

Review | Study Passage: Ruth 1:1-5 | Memory Passage: Ruth 1:1

Color the picture of Elimelech and his family traveling to Moab as they leave Bethlehem because of the famine.



## KNOW GOD'S WORD AND MAKE HIM KNOWN

Recite your memory passage, Ruth 1:1, and then trace the statement below.

Jesus is our Redeemer.



# EXPLORE • UNIT 1, LESSON 5

Review | Study Passage: Ruth 1:1-5 | Memory Passage: Ruth 1:1

Starting at the dot, trace the line after I read each review statement. Then trace the name of our Unit 1 study.

God says, "I AM  
WHO I AM."



The Lord is our  
Redeemer.

Jehovah-Ga'al

REDEEMED



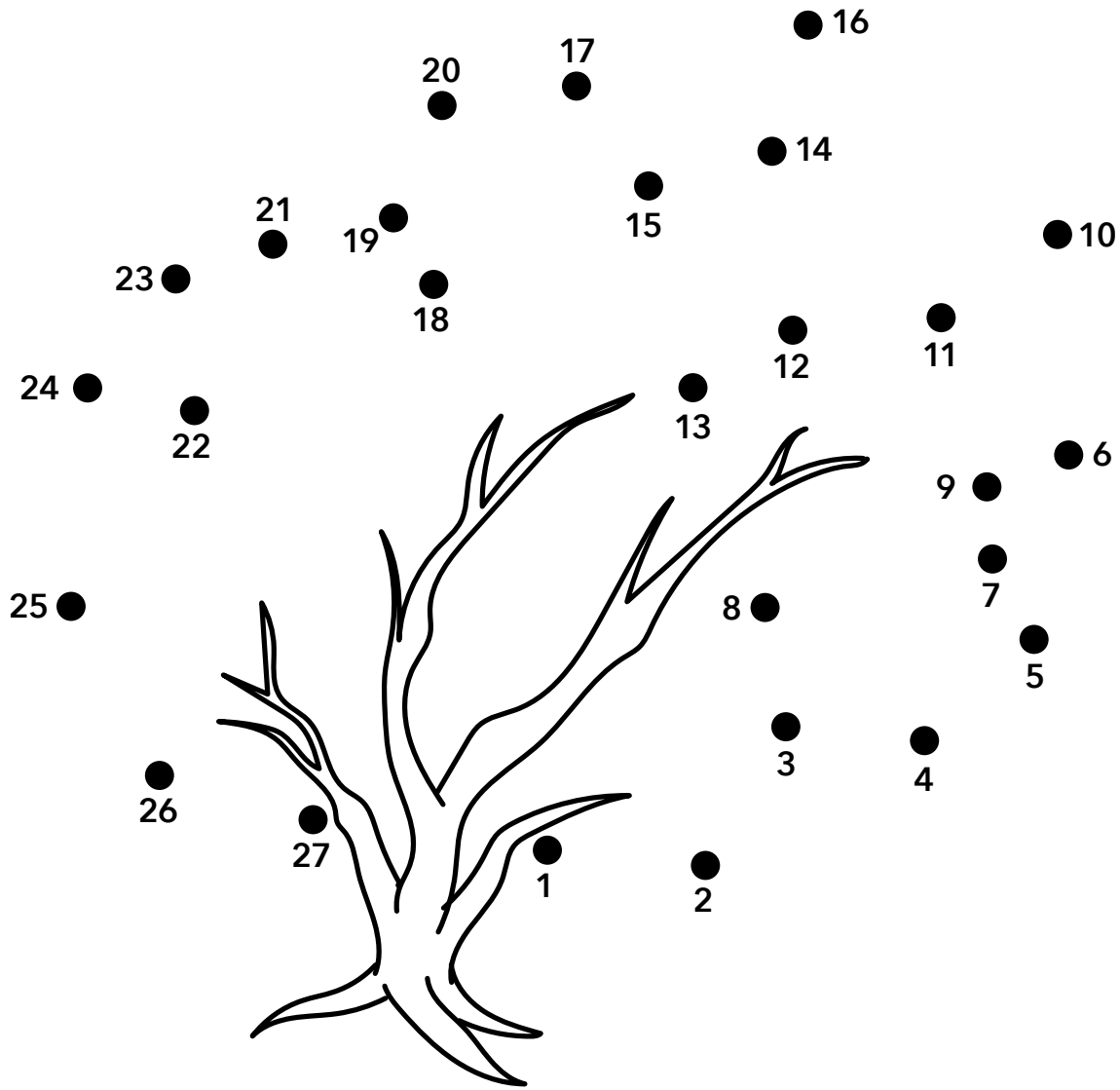
Adam and Eve  
sinned and it  
affected all of us.



Jesus paid the  
price for our sins.

# I AM WHO I AM

In Unit 1 we learned that God said, "I AM WHO I AM." **Start at the number 1 and connect the dots to complete the picture. Color the picture.**



## UNIT 2

# The Redeemer Is Almighty

### DISCOVERY DESTINATION

The Redeemed Repent

### KEY VERSES

*But Ruth said, "Do not urge me to leave you or to return from following you. For where you go I will go, and where you lodge I will lodge. Your people shall be my people, and your God my God. Where you die I will die, and there will I be buried. May the LORD do so to me and more also if anything but death parts me from you." -Ruth 1:16-17 (ESV)*

# LAUNCH • UNIT 2

## OVERVIEW

God is almighty and He has the power to save. He wants us to repent from sin and turn to follow Him.

- **PRAYER & BLESSING**

Ruth 1:8b-9

- **BACKGROUND STUDY**

Geography: Journey from Bethlehem to Moab

- **I AM**

The Light of the World: John 8:12

- **CHRIST THE KINSMAN-REDEEMER**

God Established a Covenant: Genesis 17:1-8

- **DISCOVERY DESTINATION**

The Redeemed Repent: 1 Thessalonians 1:9-10

- **THE SONG OF THE REDEEMED**

Forgiven: Psalm 32:1

## STUDY PASSAGE

Ruth 1:6-22



## MEMORY PASSAGE

Ruth 1:16



## KEY VERSES

Ruth 1:16-17



Keywords

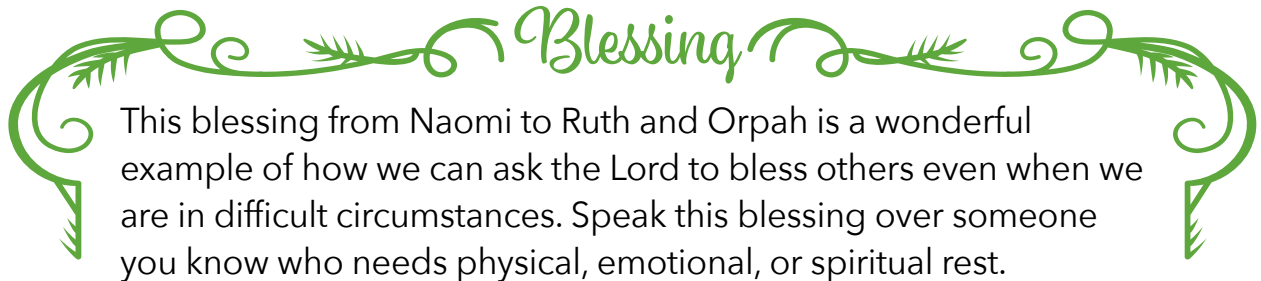


Definitions



## PRAYER & BLESSING • UNIT 2

Remember to take time each day to pray and ask God to teach you as you study His Word. Pray a blessing over your family and friends.



This blessing from Naomi to Ruth and Orpah is a wonderful example of how we can ask the Lord to bless others even when we are in difficult circumstances. Speak this blessing over someone you know who needs physical, emotional, or spiritual rest.

*The LORD deal kindly with you, as you have dealt with the dead and with me. The LORD grant that you may find rest, each in the house of her husband. -Ruth 1:8b-9 (NKJV)*

**Each day, complete a task and then check the box.**

Day 1  Listen as I read the blessing.

Day 2  Listen as I read the blessing. Pray this blessing over one of your family members. Write his or her name on the line.

---

Day 3  Listen as I read the blessing. Pray this blessing over a friend. Write his or her name on the line.

---

Day 4  Listen as I read the blessing. Trace the word below.

May the Lord deal kindly with you.

Day 5  Listen as I read the blessing. Trace the word below.

May the Lord give you rest.



# NAVIGATE • UNIT 2, LESSON 1

Read & Observe | Study Passage: Ruth 1:6-22 | Memory Passage: Ruth 1:16

## Memory Passage Activity

Each day, practice learning your memory verse, Ruth 1:16. Naomi and Ruth traveled to Bethlehem, which means "house of bread." **Color a loaf of bread each day you practice your memory verse.**



## READ • Ruth 1:6-22

As I read Ruth 1:6-22, follow Naomi and Ruth on their journey from Moab to Bethlehem.

## OBSERVE • Keywords & Questions

In Unit 2, we will learn about God as our almighty Redeemer. God helped Naomi through difficult times and allowed her to see His power through the kindness of Ruth. **As I read the verse below, mark the keyword in the verse and then check the circle.**



Almighty (Ruth 1:20) *(yellow)*

She said to them, "Do not call me Naomi; call me Mara, for the Almighty has dealt very bitterly with me. -Ruth 1:20 (NASB)



**almighty** having complete power

Ten years went by, and Naomi decided to leave Moab and return to her country because she had heard that the Lord had given His people food. **Cross out the numbers to reveal the city Naomi returned to, and fill in the blank.**

8 6 B 2 E 5 T 8 H 2 3 L 1 2 E 7 7 H 9 8 E 5 4 M 3 4

Naomi left Moab and returned to \_\_\_\_\_.

**What does Naomi call the Lord in verse 21? Color the bubble letters to answer the question.**

**A** is for **ALMIGHTY**



# EXPLORE • UNIT 2, LESSON 1

Read & Observe | Study Passage: Ruth 1:6-22 | Memory Passage: Ruth 1:16

## READ • Ruth 1:8-18

The book of Ruth is told through conversations between the people in the book. We learn about their character through these conversations. **Listen for these conversations as I read Ruth 1:8-18.**

## OBSERVE • Questions

The actions and words of Naomi, Ruth, and Orpah show how the ladies feel.

**Listen as I read the words and actions of the women. Draw a line from the woman to her words or actions.**

### Who Said or Did It?



Naomi

She said that she will not return to her people. She said, "Where you go, I will go" and "where you sleep, I will sleep." She stayed with Naomi.



Orpah

She said, "Go, return to your mothers' houses. I am too old to marry again, and I can no longer have sons."



Ruth

At first she said she would not leave Naomi. Then, she wept, kissed her mother-in-law, and returned to her people in Moab.

**Rearrange the following words so they are in the correct order. Rewrite the sentence on the line below.**

clung Ruth Naomi to.





# NAVIGATE • UNIT 2, LESSON 2

Read & Observe | Study Passage: Ruth 1:6-22 | Memory Passage: Ruth 1:16

## READ • Ruth 1:6-22

As I read the study passage, notice the names of the places in this passage.

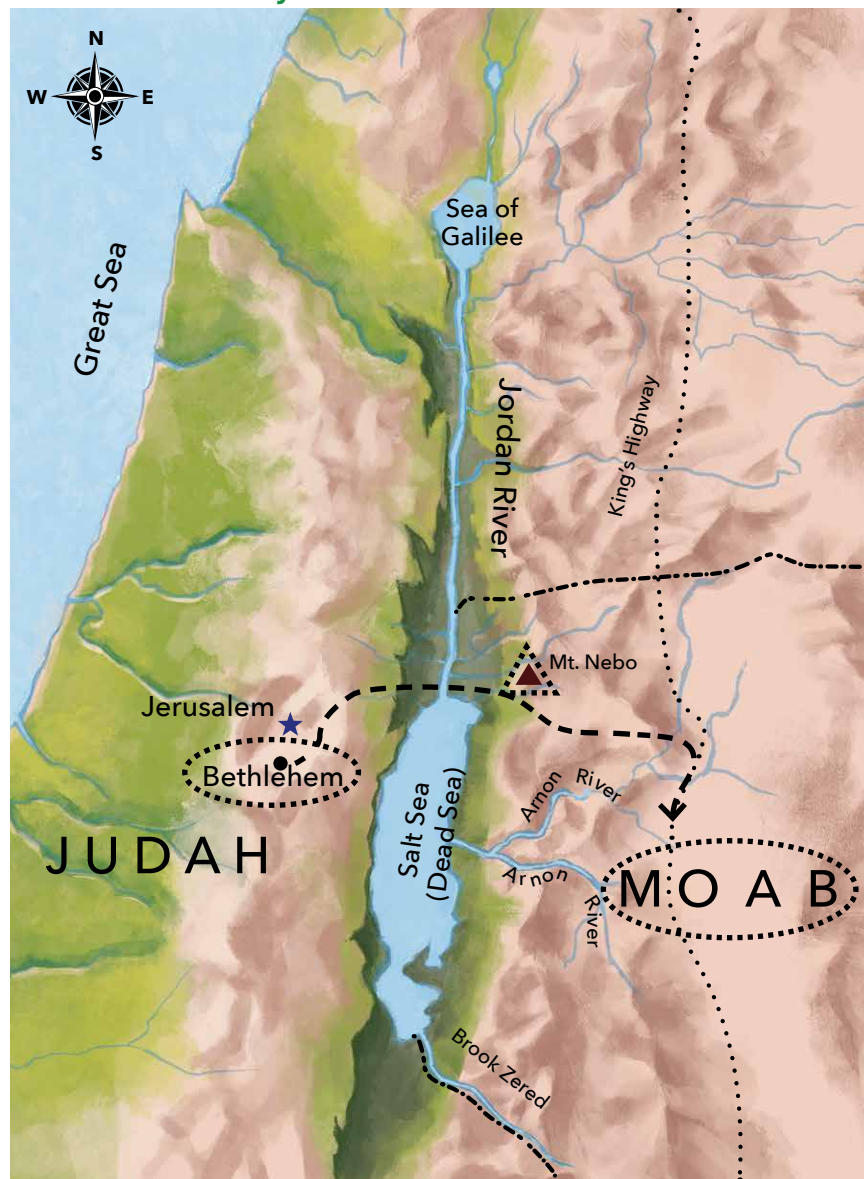
## BACKGROUND STUDY • Geography: Journey from Bethlehem to Moab

The book of Ruth begins with Naomi and her family leaving Bethlehem during a famine and going to Moab. Ten years later, when Naomi heard that the Lord provided food for his people, she and Ruth returned to Bethlehem, the “house of bread.” The map shows the route of their journey from Bethlehem to Moab.

Look at the map and follow the directions.

1. Trace the dotted line of the route that Elimelech’s family took from Bethlehem to Moab.
2. Trace the circle around Bethlehem, the city that the family left.
3. Trace the circle around Moab, the country the family traveled to.
4. Trace the triangle around Mount Nebo, the mountain they passed.

Journey from Bethlehem to Moab





# EXPLORE • UNIT 2, LESSON 2

Read & Observe | Study Passage: Ruth 1:6-22 | Memory Passage: Ruth 1:16

## READ • Ruth 1:12-22

As I reread the Scriptures, observe Naomi’s feelings. She was upset and bitter, and she needed encouragement and comfort.

## OBSERVE • Keywords & Questions

As I read the verse below, mark the keyword in the verse. Then check the circle.



hope (Ruth 1:12) (*blue*)

Return home, my daughters; I am too old to have another husband. Even if I thought there was still hope for me—even if I had a husband tonight and then gave birth to sons. –Ruth 1:12 (NIV)

Listen as I reread verses 19-21. Then answer these questions.

What did Naomi ask the women to call her?

- Mara       Naomi       Ruth

Mara means bitter. Listen as I define the word below.



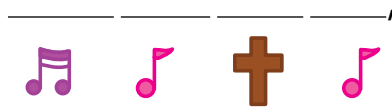
**bitter** angry and unhappy

Which emotion best describes Naomi in these verses?

- Happy       Loving       Upset

Use the Redeemed cipher to discover the missing word in the verse below. Then listen as I read the verse.

But she said to them, “Do not call me Naomi; call me



for the Almighty has dealt very bitterly with me.”

–Ruth 1:20 (NKJV)



# NAVIGATE • UNIT 2, LESSON 3

Interpret | Study Passage: Ruth 1:6-22 | Memory Passage: Ruth 1:16

## I AM • The Light of the World: John 8:12

In each unit, we will study an I AM statement of Jesus Christ. These statements help us understand the character of Jesus.

**As I read John 8:12 below, trace the word "light" because Jesus is "the light of the world."**

When Jesus spoke again to the people, he said, "I am the **light** of the world. Whoever follows me will never walk in darkness, but will have the light of life." -John 8:12 (NIV)

Many references in Scripture talk about Jesus being the Light. The picture below shows a Christian boy and girl in a busy city. They are being God's light wherever they go. Hidden in the busy city are different lights. **Color the children holding their Bibles, and then find and color the hidden lights. There are two of each type of light.**



**Listen as I read the two references below. In which reference does Jesus say He is the Light of the World?**

- Exodus 25:37       John 9:5



# EXPLORE • UNIT 2, LESSON 3

Interpret | Study Passage: Ruth 1:6-22 | Memory Passage: Ruth 1:16

## CHRIST THE KINSMAN-REDEEMER • God Established a Covenant:

Genesis 17:1-8

As I read Genesis 17:1-8, listen for the word "covenant." In verse 2 below, mark the keyword and then check the circle.



covenant (Gen. 17:2) *(blue)*

And I will make my covenant between me and thee, and will multiply thee exceedingly. -Genesis 17:2 (KJV)



Listen as I define this important term.



**covenant** an agreement or promise

Number the events in the order they were told in Genesis 17:1-8.



\_\_\_\_\_   
 "I am God Almighty."

\_\_\_\_\_   
 Abram fell on his face before God's voice.

\_\_\_\_\_   
 God made a promise to Abram and changed his name to Abraham.

Did you know that you can also have the blessing of God's promise?

And if you belong to Christ, then you are Abraham's descendants, heirs according to promise. -Galatians 3:29 (NASB)





# NAVIGATE • UNIT 2, LESSON 4

Apply | Study Passage: Ruth 1:6-22 | Memory Passage: Ruth 1:16

**DISCOVERY DESTINATION** • **The Redeemed Repent:** 1 Thessalonians 1:9-10  
After studying about almighty God, we can respond by repenting.

= **repent** to turn from sin

Listen as I read 1 Thessalonians 1:9-10. Put the actions of the Thessalonians and Jesus in the order they are described in the verses.

\_\_\_\_\_ They waited for His Son Jesus from heaven, who would deliver them.

\_\_\_\_\_ They turned to God from idols.

\_\_\_\_\_ They served the living and true God.

Look at the picture below of the boy repenting from sin and turning to Jesus. Then color the word "repent."



# REPENT

Have you ever repented and turned from sin to God?

Yes       No

Let's pray and thank the Lord for sending Jesus to save people from their sins. When you confess your sins, God is faithful and just to forgive your sins (1 John 1:9).



# EXPLORE • UNIT 2, LESSON 4

Apply | Study Passage: Ruth 1:6-22 | Memory Passage: Ruth 1:16

## THE SONG OF THE REDEEMED • Forgiven: Psalm 32:1

Psalm 32 is known as a wisdom chapter. Do you know what wisdom is? Wisdom is being able to make good decisions and to understand and learn new things. The wisdom in this psalm is that the redeemed are forgiven—our sins are covered by the blood of Jesus.

Listen as I read Psalm 32:1. Trace the words, and then color the border using the color code.

1 = blue   2 = green   3 = orange   4 = purple

How blessed is he  
whose wrongdoing is

forgiven,  
whose sin is  
covered!

Psalm 32:1 (NASB)





# NAVIGATE • UNIT 2, LESSON 5

Review | Study Passage: Ruth 1:6-22 | Memory Passage: Ruth 1:16

Color the picture below, which illustrates Ruth's devotion to Naomi.



## KNOW GOD'S WORD AND MAKE HIM KNOWN

Recite your memory passage, Ruth 1:16, and trace the statement below.

The redeemed repent.



# EXPLORE • UNIT 2, LESSON 5

Review | Study Passage: Ruth 1:6-22 | Memory Passage: Ruth 1:16

Starting at the dot, trace the line after I read each review statement. Then trace the word from the title of our Unit 2 study.

1. God made a covenant with Abraham.



4. God forgives our sins.



## THE REDEEMER IS ALMIGHTY

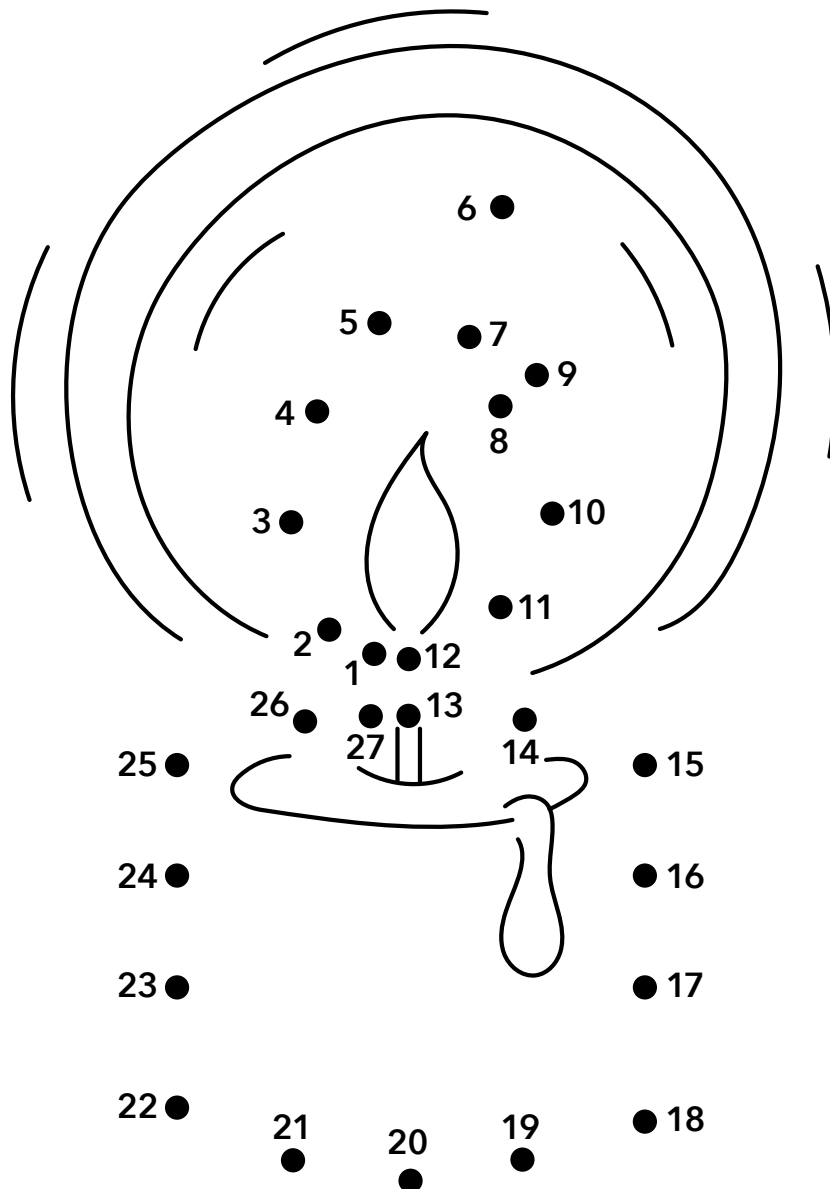
2. Jesus said, "I am the light of the world."



3. We can repent from our sins.

# I am the light of the world.

In Unit 2, we learned the I AM statement that Jesus used to describe Himself, "I am the light of the world." **Start at the number 1 and connect the dots to complete the picture. Then color the picture.**



## UNIT 3

# The Redeemer Provides

### DISCOVERY DESTINATION

The Redeemed Bless

### KEY VERSES

*Boaz replied, "I've been told all about what you have done for your mother-in-law since the death of your husband—how you left your father and mother and your homeland and came to live with a people you did not know before. May the LORD repay you for what you have done. May you be richly rewarded by the LORD, the God of Israel, under whose wings you have come to take refuge." -Ruth 2:11-12 (NIV)*

# LAUNCH • UNIT 3

## OVERVIEW

The Lord provides for His people, and He wants us to act in godly ways. Because He provides for us, those who belong to Him should care for and bless others.

- **PRAYER & BLESSING**  
Ruth 2:12
- **BACKGROUND STUDY**  
Culture: Grain Harvests
- **I AM**  
The Bread of Life: John 6:32-51
- **CHRIST THE KINSMAN-REDEEMER**  
The Lord's Passover: Exodus 12:1-14
- **DISCOVERY DESTINATION**  
The Redeemed Bless: Romans 12:9-21
- **THE SONG OF THE REDEEMED**  
A Psalm of Thanksgiving: Psalm 100:4

## STUDY PASSAGE

Ruth 2:1-23



## MEMORY PASSAGE

Ruth 2:12



## KEY VERSES

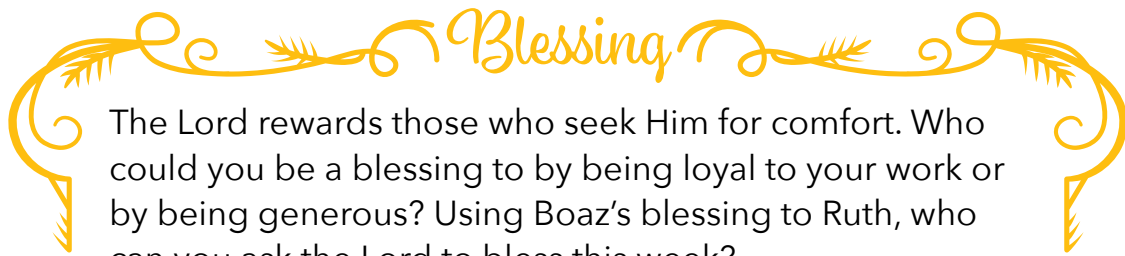
Ruth 2:11-12



Keywords



Definitions



The Lord rewards those who seek Him for comfort. Who could you be a blessing to by being loyal to your work or by being generous? Using Boaz's blessing to Ruth, who can you ask the Lord to bless this week?

*May the LORD reward your work, and may your wages be full from the LORD, the God of Israel, under whose wings you have come to take refuge. -Ruth 2:12 (NASB)*

**Each day, complete a task and then check the box.**

Day 1  Listen as I read the blessing.

Day 2  Listen as I read the blessing. Pray this blessing over a family member. Write his or her name on the line.

---

Day 3  Listen as I read the blessing. Pray this blessing over a friend. Write his or her name on the line.

---

Day 4  Listen as I read the blessing. Trace the word below.

May the Lord reward you.

Day 5  Listen as I read the blessing. Trace the word below.

May God keep you safe.

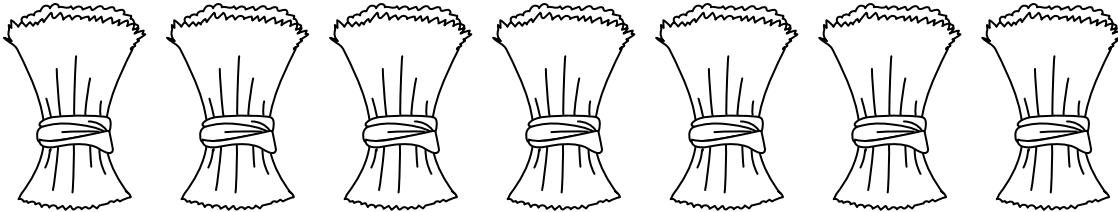


# NAVIGATE • UNIT 3, LESSON 1

Read & Observe | Study Passage: Ruth 2:1-23 | Memory Passage: Ruth 2:12

## Memory Passage Activity

Each day, practice learning your memory verse, Ruth 2:12. Boaz provided for Ruth by letting her glean barley in his field. **Color a bundle of grain each day you practice your memory verse.**



## READ • Ruth 2

As I read Ruth 2:1-23, observe the new man who is introduced.

## OBSERVE • Keywords & Questions

As I read Ruth 2:20 below, mark the keyword in the verse. Then check the circle.



relative (Ruth 2:20) *(blue)*

“The LORD bless him!” Naomi said to her daughter-in-law. “He has not stopped showing his kindness to the living and the dead.” She added, “That man is our close relative; he is one of our guardian-redeemers.” -Ruth 2:20 (NIV)



Look at what Ruth chapter 2 tells us about the new man we read about. **To answer the observation question, listen to the clues. Then color the bubble letters to find the answer.**

Who am I?		
I am a rich man.	I own a barley field near Bethlehem.	I am a relative of Naomi.



# B is for BOAZ



# EXPLORE • UNIT 3, LESSON 1

Read & Observe | Study Passage: Ruth 2:1-23 | Memory Passage: Ruth 2:12

## READ • Ruth 2:4-9

Ruth 2:4-9 shows the character of Boaz, the owner of the field. **As I reread these verses, observe the conversation between Boaz and his servants.**

## OBSERVE • Questions

**What does Boaz say when he approaches his field?  
Follow the dotted lines and write the letters on the blanks.**

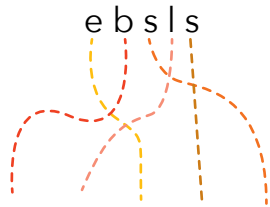


May the LORD \_\_\_\_\_

\_\_\_\_\_ you.

That statement from Boaz shows us his character; he was a caring man.

**How did the servants reply to Boaz? Follow the dotted lines and write the letters on the blanks to complete the servants' response.**



The LORD \_\_\_\_\_ you.

The servants respected Boaz.





# NAVIGATE • UNIT 3, LESSON 2

Read & Observe | Study Passage: Ruth 2:1-23 | Memory Passage: Ruth 2:12

In Ruth 2, we learned that Ruth gleaned in Boaz's field. **Listen to the definition of glean.**

= **glean** gather leftover grain

## BACKGROUND STUDY • Culture: Grain Harvests

In Bible times, barley and wheat were the main crops that people would harvest for food. The barley harvest began in April. Then the wheat harvest took place after the barley harvest. **Look at the harvest cycle below. After I read each reference, trace the line to the next stage of the cycle.**

### The Harvest Cycle



1. **Planting**  
The sowers planted the seed.  
Luke 8:11



6. **Storing**  
The women stored the grain in jars or pots.  
Exodus 16:33



2. **Cutting**  
The reapers cut the grain with a sickle.  
Deuteronomy 16:9



5. **Winnowing**  
The workers separated the grain from the outer portion (the chaff).  
Luke 3:17

3. **Gathering**  
The laborers gathered and bound the grain into sheaves.  
Genesis 37:7



4. **Threshing**  
The oxen tread the grain on the threshing floor.  
Deuteronomy 25:4



**Which grain did Ruth glean in Boaz's field? Color your answer.** (Hint: you can find the answer in Ruth 2:17.)

# WHEAT OR BARLEY



# EXPLORE • UNIT 3, LESSON 2

Read & Observe | Study Passage: Ruth 2:1-23 | Memory Passage: Ruth 2:12

## READ • Ruth 2:1-12

As I read part of the study passage, notice the conversation between Boaz and Ruth, which shows their character.

## OBSERVE • Keywords & Questions

As I read the two verses below, mark the keywords, and check the circles when you are finished.



favor/grace (Ruth 2:10) (blue)

refuge/trust (Ruth 2:12) (blue)

Draw a line from each verse to Ruth or Boaz.



### Who Said It?

“Why have I found favor in your sight that you should take notice of me, since I am a foreigner?”  
(Ruth 2:10 NASB)

“The LORD recompense thy work, and a full reward be given thee of the LORD God of Israel, under whose wings thou art come to trust.”  
(Ruth 2:12 KJV)



Boaz provided for Ruth by letting her glean in his field and giving her water and extra grain. **Use the Redeemed cipher to complete the sentence below.**

Boaz showed         to Ruth.

\_\_\_\_\_



# NAVIGATE • UNIT 3, LESSON 3


Interpret | Study Passage: Ruth 2:1-23 | Memory Passage: Ruth 2:12

## I AM • The Bread of Life: John 6:32-51

In John 6, Jesus fed 5,000 men with only five barley loaves and two fish (John 6:5-13). The people ate, were satisfied, and had some left over. Can you believe that?

**Listen as I read John 6:32-51.** Jesus tells the crowd that He Himself is the living bread that comes from heaven and gives eternal life. This reminds us that Jesus is our Bread of Life and the Redeemer who provides for us.

**Beginning at the arrow, go through the maze until you get to the verse, John 6:48. Listen to the verse, and then trace the word "bread."**



**As I read, trace the words that remind us that God will provide for *all* of your needs.**

But my God shall **SUPPLY** all your **NEED**  
according to his riches in glory by Christ **JESUS**.  
-Philippians 4:19 (KJV)





# EXPLORE • UNIT 3, LESSON 3

Interpret | Study Passage: Ruth 2:1-23 | Memory Passage: Ruth 2:12

## CHRIST THE KINSMAN-REDEEMER • The Lord's Passover: Exodus 12:1-14

The meaning of the Lord's Passover is found in Exodus 12:1-14. Passover happened on the night that God freed His people from slavery in Egypt. The Passover reminds us of what Jesus did for us on the cross.

Listen as I read Exodus 12:1-14. Trace the line from the statements to the pictures.

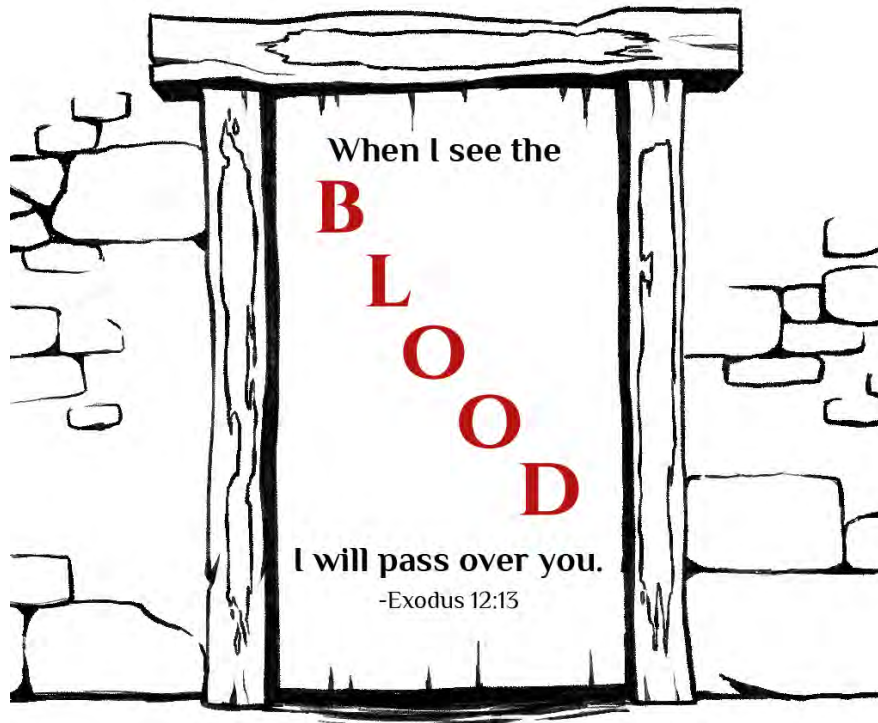
Kill the lamb and put his blood on the doorposts of the house.

Christ is our Passover Lamb. (1 Cor. 5:7b)



What did the Israelites put on their doorposts so they would be safe and the Lord would pass over their houses?

Discover the answer as I read Exodus 12:13. Then color the blood on the door frame red.





# NAVIGATE • UNIT 3, LESSON 4

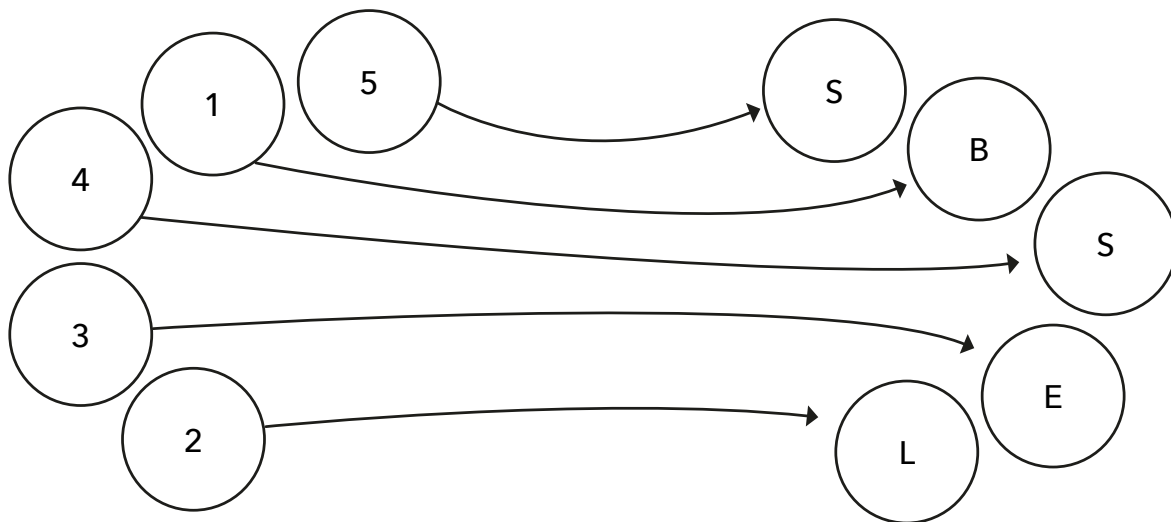
Apply | Study Passage: Ruth 2:1-23 | Memory Passage: Ruth 2:12

## DISCOVERY DESTINATION • The Redeemed Bless: Romans 12:9-21

In Unit 3, we learned how our Redeemer provides for us. We also learned about Boaz and how he provided for Ruth. Boaz was a blessing to Ruth, and she was a blessing to him.

As I read Romans 12:9-21, be reminded of how we should bless others by loving them, working hard for others, and inviting people into our homes.

Start at number 1 and follow the line to the letter. Write the letter above the correct number in the circles below. Repeat for numbers 2 through 5 and then listen as I read the completed sentence.



Ruth and Boaz were able to

1      2      3      4      5

others. You can be a blessing, too!



Bless those who persecute you; bless and do not curse.  
 -Romans 12:14 (NKJV)




# EXPLORE • UNIT 3, LESSON 4

Apply | Study Passage: Ruth 2:1-23 | Memory Passage: Ruth 2:12

**THE SONG OF THE REDEEMED** • A Psalm of Thanksgiving: Psalm 100:4  
Psalm 100 is a psalm of thanksgiving and praise. Listen as I read Psalm 100:4.  
Trace the words, and then color the border using the color code.

1 = blue   2 = green   3 = orange   4 = purple





# NAVIGATE • UNIT 3, LESSON 5

Review | Study Passage: Ruth 2:1-23 | Memory Passage: Ruth 2:12

Color the picture of Ruth harvesting grain in Boaz's field. Let's be reminded that the Redeemer always provides.



## KNOW GOD'S WORD AND MAKE HIM KNOWN

Recite your memory passage, Ruth 2:12, and then trace the sentence that reminds us to bless others.

The redeemed bless.




# EXPLORE • UNIT 3, LESSON 5

Review | Study Passage: Ruth 2:1-23 | Memory Passage: Ruth 2:12

Starting at the dot, trace the line after I read each review statement. Then trace the name of our Unit 3 study.

1. Jesus is our  
Passover Lamb. ←



4. Praise God and  
thank Him for our  
blessings.



## THE REDEEMER PROVIDES

2. Jesus says,  
"I am the bread  
of life."

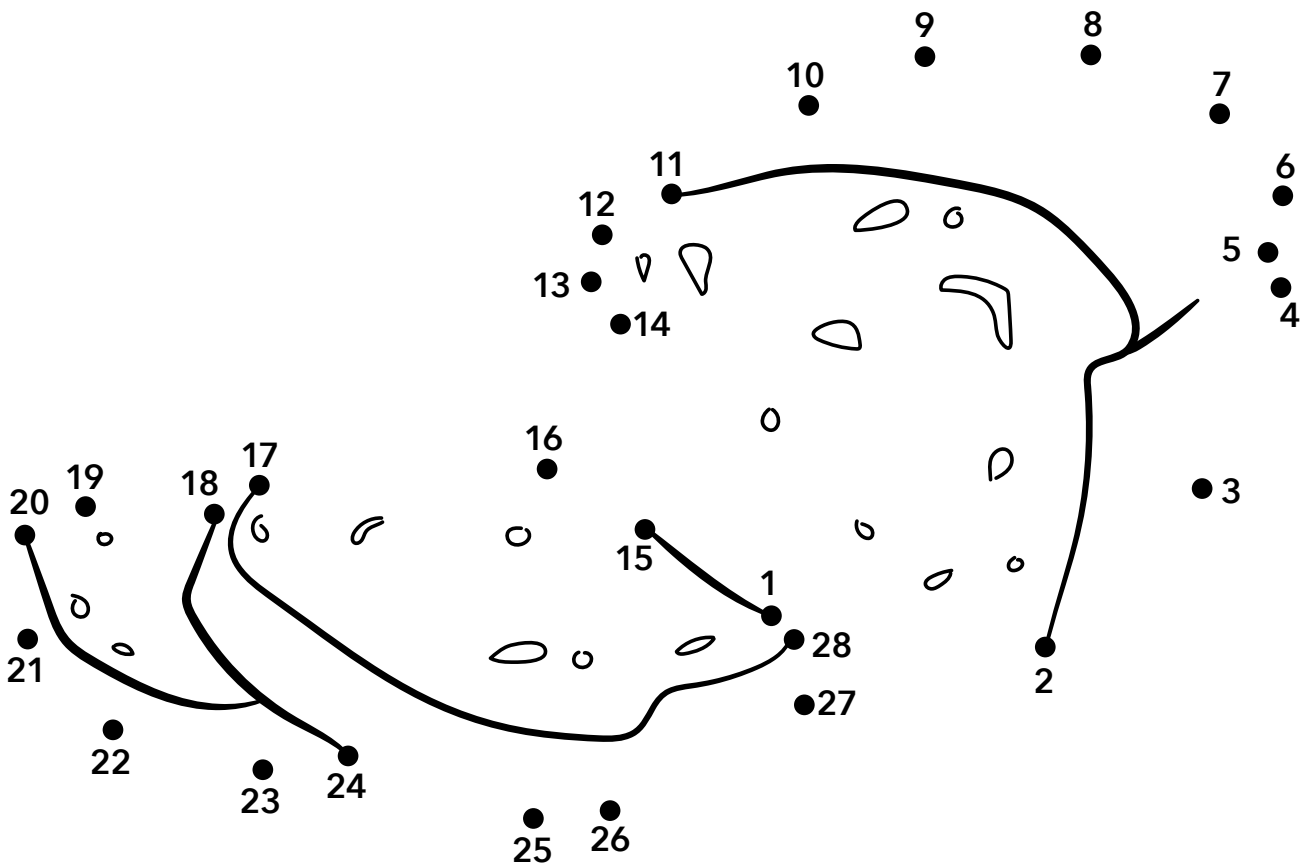


3. We can  
bless others. →



# I AM THE BREAD OF LIFE.

In Unit 3, we learned another I AM statement that Jesus used to describe Himself, "I am the bread of life." **Start at the number 1 and connect the dots to complete the picture. Color the picture.**



## UNIT 4

# The Redeemer Loves

### DISCOVERY DESTINATION

The Redeemed Love

### KEY VERSES

*And now, my daughter, don't be afraid. I will do for you all you ask. All the people of my town know that you are a woman of noble character. Although it is true that I am a guardian-redeemer of our family, there is another who is more closely related than I. -Ruth 3:11-12 (NIV)*

# LAUNCH • UNIT 4

## OVERVIEW

The Father's love for us is so great that He gave us His only Son to redeem us from our sin. We love because He loved us first.

- **PRAYER & BLESSING**

Ruth 3:10

- **BACKGROUND STUDY**

Culture: Betrothal

- **I AM**

The Good Shepherd: John 10:7-11

- **CHRIST THE KINSMAN-REDEEMER**

Christ Became Man: Hebrews 2:9-18

- **DISCOVERY DESTINATION**

The Redeemed Love: 1 John 4:7-21

- **THE SONG OF THE REDEEMED**

The Lord Is My Shepherd: Psalm 23:1

## STUDY PASSAGE

Ruth 3:1-18



## MEMORY PASSAGE

Ruth 3:11



## KEY VERSES

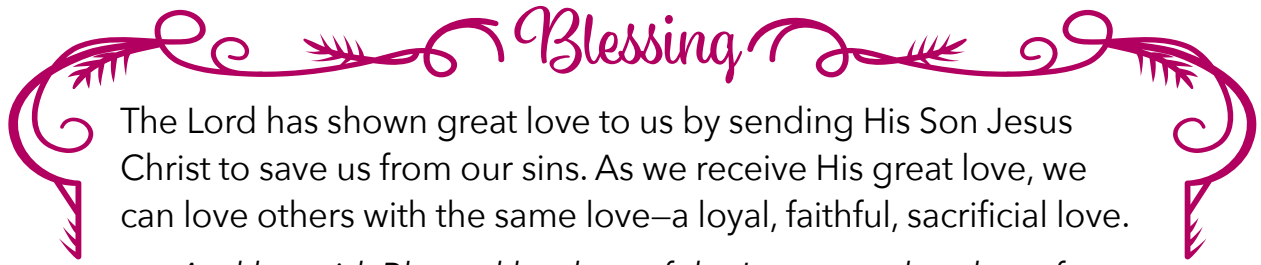
Ruth 3:11-12



Keywords



Definitions



The Lord has shown great love to us by sending His Son Jesus Christ to save us from our sins. As we receive His great love, we can love others with the same love—a loyal, faithful, sacrificial love.

*And he said, Blessed be thou of the LORD, my daughter: for thou hast shewed more kindness in the latter end than at the beginning, inasmuch as thou followedst not young men, whether poor or rich. -Ruth 3:10 (KJV)*

**Each day, complete a task and then check the box.**

Day 1  Listen as I read the blessing.

Day 2  Listen as I read the blessing. Pray this blessing over one of your family members. Write his or her name on the line.

---

Day 3  Listen as I read the blessing. Pray this blessing over a friend. Write his or her name on the line.

---

Day 4  Listen as I read the blessing. Trace the word below.

May you receive God's love.

Day 5  Listen as I read the blessing. Trace the word below.

May God's love bless others.



# NAVIGATE • UNIT 4, LESSON 1

Read & Observe | Study Passage: Ruth 3:1-18 | Memory Passage: Ruth 3:11

## Memory Passage Activity

Each day, practice learning your memory verse, Ruth 3:11. Ruth was protected under the wings of the Lord and by the love of Boaz. **Color a pair of wings each day you practice your memory verse.**



## READ • Ruth 3

Listen as I read the study passage and observe how God's people love one another. Ruth chapter 3 is a beautiful picture of love.


## OBSERVE • Questions

Choose the person who showed love and protection. (Scripture quotes are from the ESV.)

- Who said, "My daughter, should I not seek rest for you, that it may be well with you"? (v. 1)  
 Ruth       Naomi       Boaz
- Who said, "Spread your wings over your servant, for you are a redeemer"? (v. 9)  
 Ruth       Naomi       Boaz
- Who said, "May you be blessed by the LORD, my daughter"? (vv. 7, 10)  
 Ruth       Naomi       Boaz

We can see that Boaz loved and protected Ruth in the following verse.

And now, my daughter, do not fear. I will do for you all that you request, for all the people of my town know that you are a virtuous woman. -Ruth 3:11 (NKJV)



Listen to this important definition and then color the bubble letters.

**= virtuous** being of morally good behavior or character

# V IS FOR VIRTUOUS



# EXPLORE • UNIT 4, LESSON 1

Read & Observe | Study Passage: Ruth 3:1-18 | Memory Passage: Ruth 3:11

## READ • Ruth 3:1-4

Listen as I reread Ruth 3:1-4, and remember the order of events.

## OBSERVE • Sequencing

Chapter 3 begins with Naomi giving Ruth instructions. Naomi explains to Ruth that Boaz is a close relative, and she instructs Ruth to go to him. **Put Naomi's instructions to Ruth in the correct order.**

Go to the threshing floor where Boaz is. Don't let him see you right away.

\_\_\_\_\_



Notice where Boaz lies down, uncover his feet, and lie down. Then he will tell you what to do.

\_\_\_\_\_

Wash, and put on perfume and your best clothes.

\_\_\_\_\_

When Ruth went to Boaz and asked him to redeem her, Boaz accepted and told Ruth that he knew about her kindness. The Hebrew word for kindness is *hesed*. **Look at the Hebrew writing below. Trace the English letters.**

חֶסֶד

H E S E D

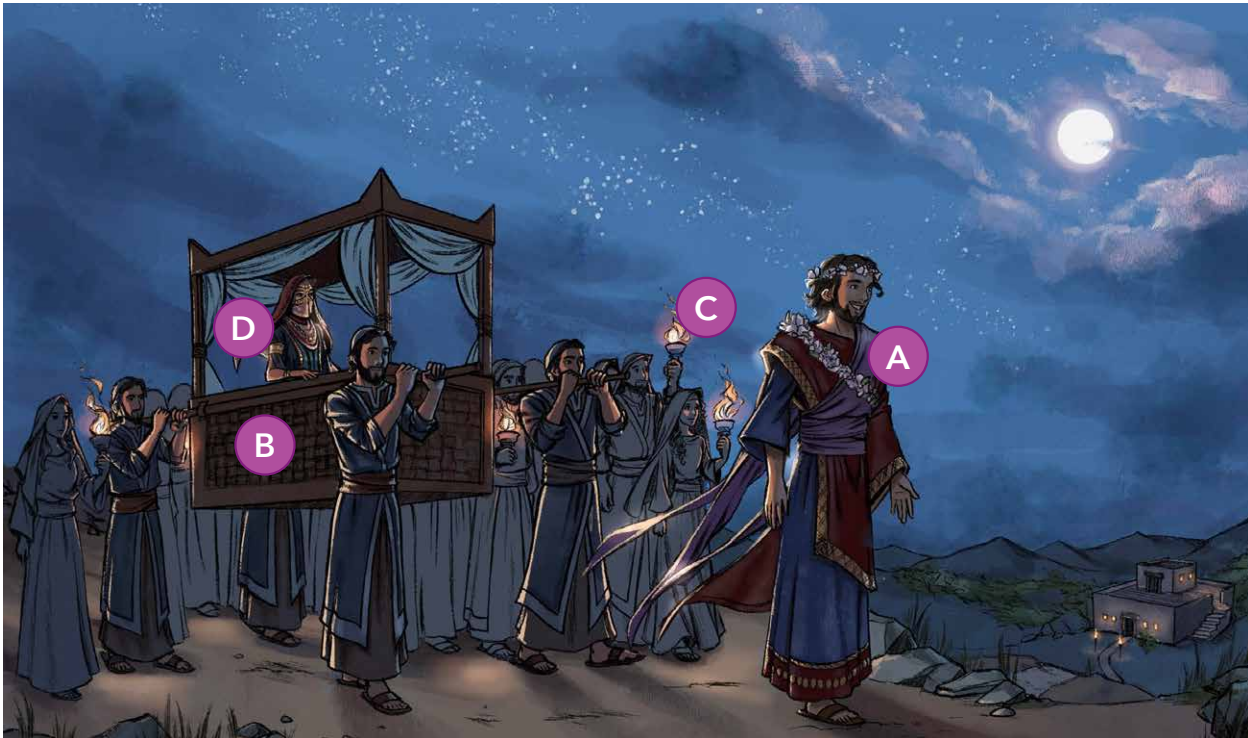


# NAVIGATE • UNIT 4, LESSON 2

Read & Observe | Study Passage: Ruth 3:1-18 | Memory Passage: Ruth 3:11

## BACKGROUND STUDY • Culture: The Betrothal

For Hebrew families, getting married was important. The couple began the marriage process by becoming engaged. This was called the betrothal period, which lasted about a year. After the betrothal period, the groom and his friends went to get the bride and she rode in a litter, which is a covered couch. The people in the city joined the celebration carrying their own torches for light. They took the bride to the home the groom had prepared, and there they celebrated with a marriage supper.



Look at the image. Match the items in the picture by writing the correct letter in each blank.

Litter: \_\_\_\_\_

Groom: \_\_\_\_\_

Bride: \_\_\_\_\_

Torches: \_\_\_\_\_



# EXPLORE • UNIT 4, LESSON 2

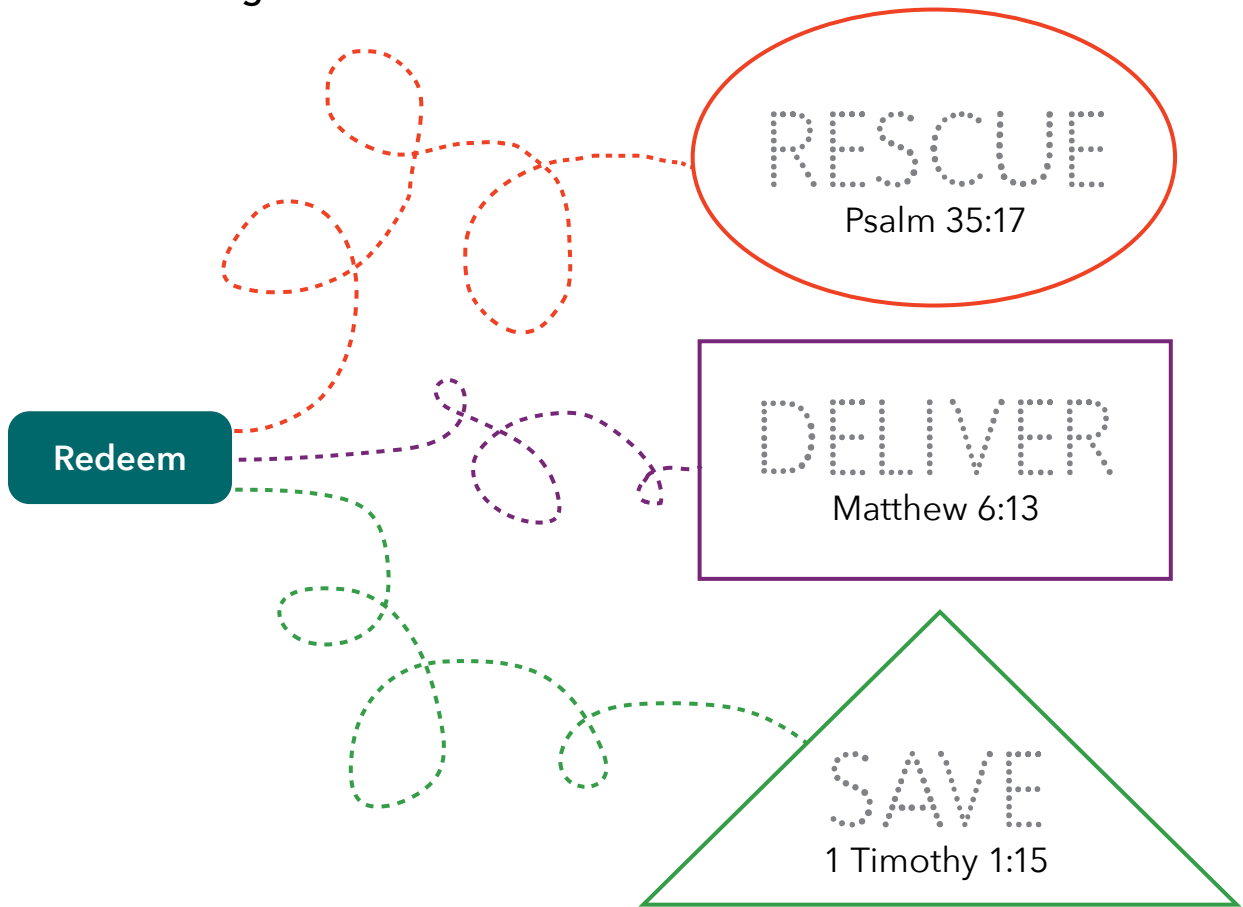
Read & Observe | Study Passage: Ruth 3:1-18 | Memory Passage: Ruth 3:11

## READ • Ruth 3:1-18

As I read Ruth 3:1-18, observe Ruth as she asks Boaz to redeem her and her family.

## OBSERVE • Questions

What words are similar to "redeem"? Trace the lines from "redeem" to each shape. Listen as I read the references, and then trace the word that has a similar meaning.



God has always provided for His people. He will redeem them because of His great love. **Listen to the verse below and circle the words, "I am the LORD your God."**

For the children of Israel are servants to Me; they are My servants whom I brought out of the land of Egypt: I am the LORD your God.  
 -Leviticus 25:55 (NKJV)





# NAVIGATE • UNIT 4, LESSON 3

Interpret | Study Passage: Ruth 3:1-18 | Memory Passage: Ruth 3:11

## I AM • The Good Shepherd: John 10:7-11

Listen as I read John 10:7-11, which tells us about Jesus, the Good Shepherd. As I read verse 11 below, mark the keyword and then check the circle.



good shepherd (John 10:11) *(yellow)*

I am the good shepherd. The good shepherd gives His life for the sheep. -John 10:11 (NKJV)



**shepherd** someone who takes care of sheep

In Bible times, shepherds gathered their sheep into enclosures at night and the shepherd slept at the entrance, guarding the sheep from robbers or predators. If you are a believer, you are Jesus' sheep and He is your Shepherd.

After I read each reference about Jesus as our Good Shepherd, draw a line to the statement with the matching color.



He knows His sheep and calls them by name.



He leads the sheep and they follow His voice.



He is the shepherd of the sheep.



# EXPLORE • UNIT 4, LESSON 3

Interpret | Study Passage: Ruth 3:1-18 | Memory Passage: Ruth 3:11

## CHRIST THE KINSMAN-REDEEMER • Christ Became Man: Hebrews 2:9-18

Listen as I read Hebrews 2:9-18.


In obedience to His Father, Jesus came to earth in human form so that He could die on the cross for our sins. He did things as a man, but He was also God when He lived on this earth. He was both God and Man.

Hebrews 2:17 shows us why Jesus is God and He was also Man. Jesus as Man means that He is our brother. Jesus as God is faithful to forgive our sins.

Color the bubble words as I read the following verse.

Therefore, in all things He had to be made like His  
**brothers** so that He might become a  
merciful and **faithful** high priest  
in things pertaining to God, to make propitiation  
for the **sins** of the people. (NASB)

Color the image below that reminds us that Jesus was both God and Man at the same time.





# NAVIGATE • UNIT 4, LESSON 4


Apply | Study Passage: Ruth 3:1-18 | Memory Passage: Ruth 3:11

## DISCOVERY DESTINATION • The Redeemed Love: 1 John 4:7-21

- Christ loved us so much that He came to earth as a man and died on the cross for our sins. What an amazing sacrifice! John used the word “love” more than twenty times in 1 John. **In the verse below, draw a heart around the keyword *love*.**

We love, because he first loved us. -1 John 4:19 (NASB)

Use the color of each symbol to color the picture below.





# EXPLORE • UNIT 4, LESSON 4

Apply | Study Passage: Ruth 3:1-18 | Memory Passage: Ruth 3:11

## THE SONG OF THE REDEEMED • The Lord Is My Shepherd: Psalm 23:1

Psalm 23 is one of the most well-known of the psalms. It shows a picture of a loving shepherd who cares for His sheep. God is our Good Shepherd. **Listen as I read Psalm 23:1. Trace the words, and then color the border using the color code.**

1 = blue   2 = green   3 = orange   4 = purple


The  
LORD  
is my  
shepherd;  
I shall not want.  
Psalm 23:1 (KJV)



# NAVIGATE • UNIT 4, LESSON 5

Review | Study Passage: Ruth 3:1-18 | Memory Passage: Ruth 3:11

Color the picture of Boaz and Ruth as Ruth wakes Boaz at the threshing floor. Let's be reminded that the Redeemer loves us and blesses us.



## KNOW GOD'S WORD AND MAKE HIM KNOWN

Recite your memory passage, Ruth 3:11, and trace the statement to remind us to love others.

The redeemed love.



# EXPLORE • UNIT 4, LESSON 5

Review | Study Passage: Ruth 3:1-18 | Memory Passage: Ruth 3:11

Starting at the dot, trace the line after I read each review statement. Then trace the word from the title of our Unit 4 study.

1. Jesus became a man so He could die for our sins.



4. The Lord is our Shepherd and we are His sheep.



## THE REDEEMER LOVES

2. Jesus says, "I am the good shepherd."



3. We are called to love others.



# I am the Good Shepherd.

In Unit 4, we learned another I AM statement that Jesus used to describe Himself, "I am the good shepherd." **Start at the number 1 and connect the dots to complete the picture. Color the picture.**



# UNIT 5

# The Redeemer Saves

## DISCOVERY DESTINATION

The Redeemed Trust God

## KEY VERSES

*And Boaz said unto the elders, and unto all the people, Ye are witnesses this day, that I have bought all that was Elimelech's, and all that was Chilion's and Mahlon's, of the hand of Naomi. Moreover Ruth the Moabitess, the wife of Mahlon, have I purchased to be my wife, to raise up the name of the dead upon his inheritance, that the name of the dead be not cut off from among his brethren, and from the gate of his place: ye are witnesses this day. And all the people that were in the gate, and the elders, said, We are witnesses. The LORD make the woman that is come into thine house like Rachel and like Leah, which two did build the house of Israel: and do thou worthily in Ephratah, and be famous in Bethlehem. -Ruth 4:9-11 (KJV)*

# LAUNCH • UNIT 5

## OVERVIEW

Boaz redeemed Elimelech's land in front of a group of witnesses. He also agreed to marry Ruth.

- **PRAYER & BLESSING**

Ruth 2:20

- **BACKGROUND STUDY**

Architecture and Culture: The City Gate

- **I AM**

The Resurrection and the Life: John 11:1-46

- **CHRIST THE KINSMAN-REDEEMER**

Christ Is the Perfect Sacrifice: 1 Peter 1:18-19

- **DISCOVERY DESTINATION**

The Redeemed Trust God: Psalm 91:1-2

- **THE SONG OF THE REDEEMED**

Bless the Lord, O My Soul: Psalm 103:1

## STUDY PASSAGE

Ruth 4:1-12



## MEMORY PASSAGE

Ruth 4:10



## KEY VERSES

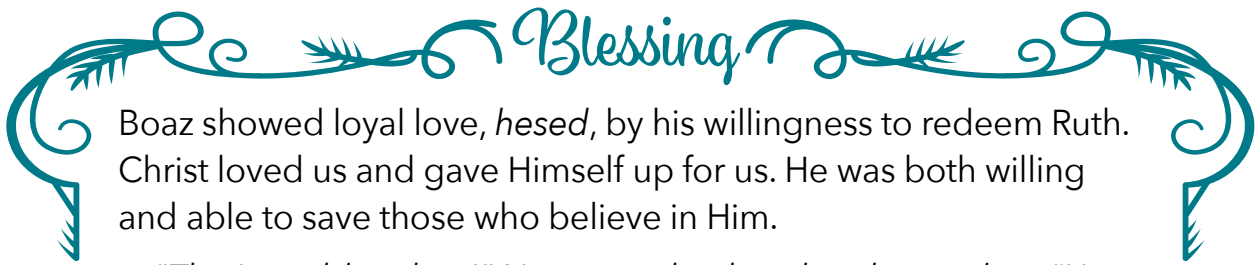
Ruth 4:9-11



Keywords



Definitions



Boaz showed loyal love, *hesed*, by his willingness to redeem Ruth. Christ loved us and gave Himself up for us. He was both willing and able to save those who believe in Him.

*"The LORD bless him!" Naomi said to her daughter-in-law. "He has not stopped showing his kindness to the living and the dead." She added, "That man is our close relative; he is one of our guardian-redeemers." -Ruth 2:20 (NIV)*

**Each day, complete a task and then check the box.**

Day 1  Listen as I read the blessing.

Day 2  Listen as I read the blessing. Pray this blessing over one of your family members. Write his or her name on the line.

---

Day 3  Listen as I read the blessing. Pray this blessing over a friend. Write his or her name on the line.

---

Day 4  Listen as I read the blessing. Trace the word below.

May the Lord show kindness to you.

Day 5  Listen as I read the blessing. Trace the word below.

May He show kindness to others.




# NAVIGATE • UNIT 5, LESSON 1

Read & Observe | Study Passage: Ruth 4:1-12 | Memory Passage: Ruth 4:10

## Memory Passage Activity

Each day, practice learning your memory verse, Ruth 4:10. The nearest kinsman gave Boaz his sandal to show that Boaz was redeeming the land and Ruth.

**Color a sandal each day you practice your memory verse.**



## READ • Ruth 4:1-12

In Ruth 4:1-12, Boaz promised to marry Ruth and be her redeemer. Boaz went up to the gates of the city. In front of witnesses—who are people who see something happen—Boaz spoke with the nearest relative, who had the first right of redemption.

## OBSERVE • Keywords & Questions

As I read the verse below, mark the keyword. Then check the circle.



witnesses (Ruth 4:9) *(red)*

Then Boaz said to the elders and all the people, "You are witnesses today that I have bought from the hand of Naomi all that belonged to Elimelech and all that belonged to Chilion and Mahlon." -Ruth 4:9 (NASB)



What did the nearest relative give to Boaz to show that Boaz bought the land and would marry Ruth?

Land

Sandal

Grain

In front of whom did Boaz redeem Ruth? Color the bubble letters to answer the question.

**W** is for **WITNESSES**



# EXPLORE • UNIT 5, LESSON 1

Read & Observe | Study Passage: Ruth 4:1-12 | Memory Passage: Ruth 4:10

## READ • Ruth 4:1-12

As I read the study passage, pay attention to the new people who are introduced.

## OBSERVE • Questions

Boaz was an honest man, so he followed the Law and went to the closest relative to find out if he was going to redeem the land and Ruth.


Read the statements and draw a line to the people who answer the question.

### Who Am I?

I witnessed the removal of the nearest kinsman's sandal.



I have heard about Naomi and Ruth, and I am willing to redeem the land and marry Ruth.



I am willing to redeem only the land because I am concerned about my inheritance.






# NAVIGATE • UNIT 5, LESSON 2

Read & Observe | Study Passage: Ruth 4:1-12 | Memory Passage: Ruth 4:10

## BACKGROUND STUDY • Architecture and Culture: The City Gate

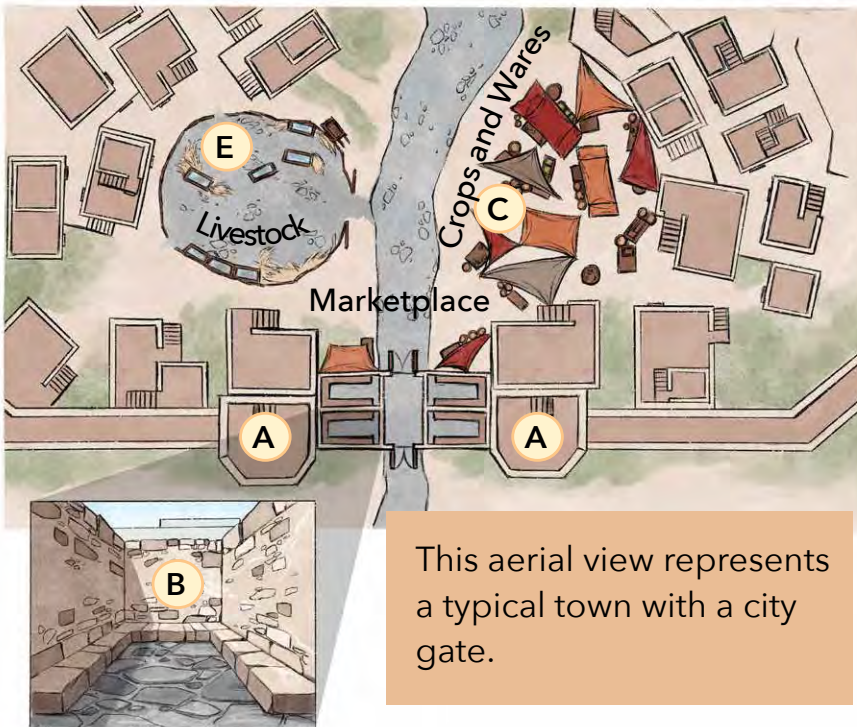
The city gate was not like a gate that we usually think of. In biblical days, the city gate was there for protection, but it was also a place to gather to discuss business.

Look at the illustrations of the city gate below. Match each description to the parts of the city gate by writing the correct letter on each blank.



\_\_\_\_\_ Front gates were closed at night for protection.

\_\_\_\_\_ From these towers, watchmen could see approaching danger.



\_\_\_\_\_ People could purchase a donkey here.

\_\_\_\_\_ People could purchase vegetables here.

\_\_\_\_\_ Rooms at the front gates were used to conduct business deals.



# EXPLORE • UNIT 5, LESSON 2

Read & Observe | Study Passage: Ruth 4:1-12 | Memory Passage: Ruth 4:10

## READ • Ruth 4:1-12


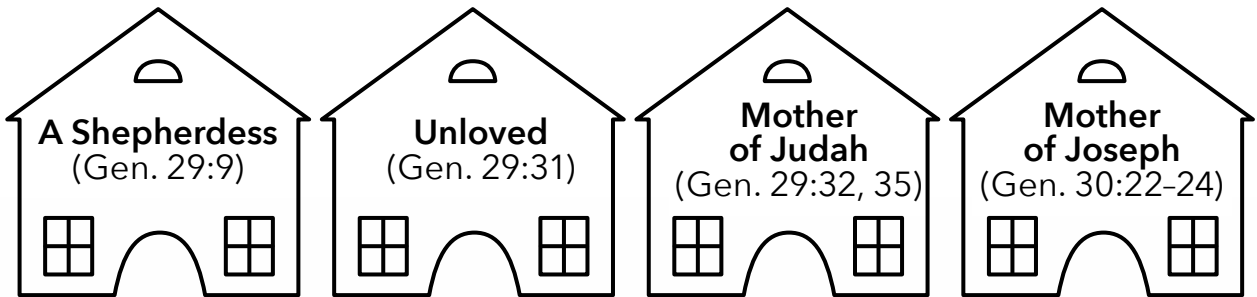
As I read the study passage, notice the blessings that are given in this passage.

## OBSERVE • Questions

The elders at the gate gave Ruth a blessing. They wanted Ruth to be blessed like Rachel and Leah (Ruth 4:11). Rachel and Leah were the mothers of the twelve sons of Jacob, who later became the twelve tribes of Israel (Gen. 35:22b-26).

Complete the activity to learn more about these two women. Listen as I read each description and cross-reference. If the verses describe Rachel, color the house **blue**; if the verses describe Leah, color the house **green**.

### Whose House? Rachel's or Leah's?






# NAVIGATE • UNIT 5, LESSON 3

Interpret | Study Passage: Ruth 4:1-12 | Memory Passage: Ruth 4:10

## I AM • The Resurrection and the Life: John 11:1-46

 As I read John 11:1-46, you will learn about Jesus, who is the Resurrection and the Life. Look at John 11:25 below. Draw a rectangle around the word **resurrection**.

Jesus said to her, "I am the resurrection and the life; the one who believes in Me will live, even if he dies." -John 11:25 (NASB)



**resurrection**

the event told about in the Bible in which Jesus Christ returned to life after his death

When Lazarus became sick, Mary and Martha sent for Jesus. Unfortunately, it appeared that Jesus had arrived too late. But Jesus is never late. He raised Lazarus from the dead and many Jews believed in Christ (v. 45)! This was Jesus' last miracle before He died on the cross and was resurrected Himself. **Circle the five differences between the two pictures below.**







# NAVIGATE • UNIT 5, LESSON 4

Apply | Study Passage: Ruth 4:1-12 | Memory Passage: Ruth 4:10

## DISCOVERY DESTINATION • The Redeemed Trust God: Psalm 91:1-2

The redeemed can trust God because He promised to protect us and be our fortress. **As I read Psalm 91:1-2 below, mark the names of God from verse 1. Check the circles and then trace the word "trust" on the fortress.**



Most High (Ps. 91:1) *(yellow)*

Almighty (Ps. 91:1) *(yellow)*

He who dwells in the shelter of the Most High will abide in the shadow of the Almighty. I will say to the LORD, "My refuge and my fortress, my God, in whom I trust." -Psalm 91:1-2 ESV



We can have faith that God is Almighty and that we can find safety under His wings. **Use the Redeemed cipher to complete the sentence.**

The redeemed can      \_\_\_\_\_ God.



# EXPLORE • UNIT 5, LESSON 4

Apply | Study Passage: Ruth 4:1-12 | Memory Passage: Ruth 4:10

## THE SONG OF THE REDEEMED • Bless the Lord, O My Soul: Psalm 103:1

Psalm 103 is a psalm that tells us to praise God for all of the good things He's done for us, like redeem us! Listen as I read Psalm 103:1. Trace the words **ble**s, and then color the border using the color code.

1 = yellow   2 = blue   3 = green   4 = orange

Bless

the LORD, O my soul,  
and all that is within me,

ble

ss  
his holy name!

Psalm 103:1 (ESV)





# NAVIGATE • UNIT 5, LESSON 5

Review | Study Passage: Ruth 4:1-12 | Memory Passage: Ruth 4:10

Color the picture of Boaz and the nearest kinsman as Boaz redeems Elimelech's land and Ruth.



## KNOW GOD'S WORD AND MAKE HIM KNOWN

Recite your memory passage, Ruth 4:10, and trace the statement to remind us that God saved us, so we can trust Him.

The redeemed trust God.



# EXPLORE • UNIT 5, LESSON 5

Review | Study Passage: Ruth 4:1-12 | Memory Passage: Ruth 4:10

Starting at the dot, trace the line after I read each review statement. Then trace the word from the title of our Unit 5 study.


1. Jesus was our perfect sacrifice to redeem us and save us from sin.



4. We are blessed by God, so let's praise His name.



## THE REDEEMER SAVES



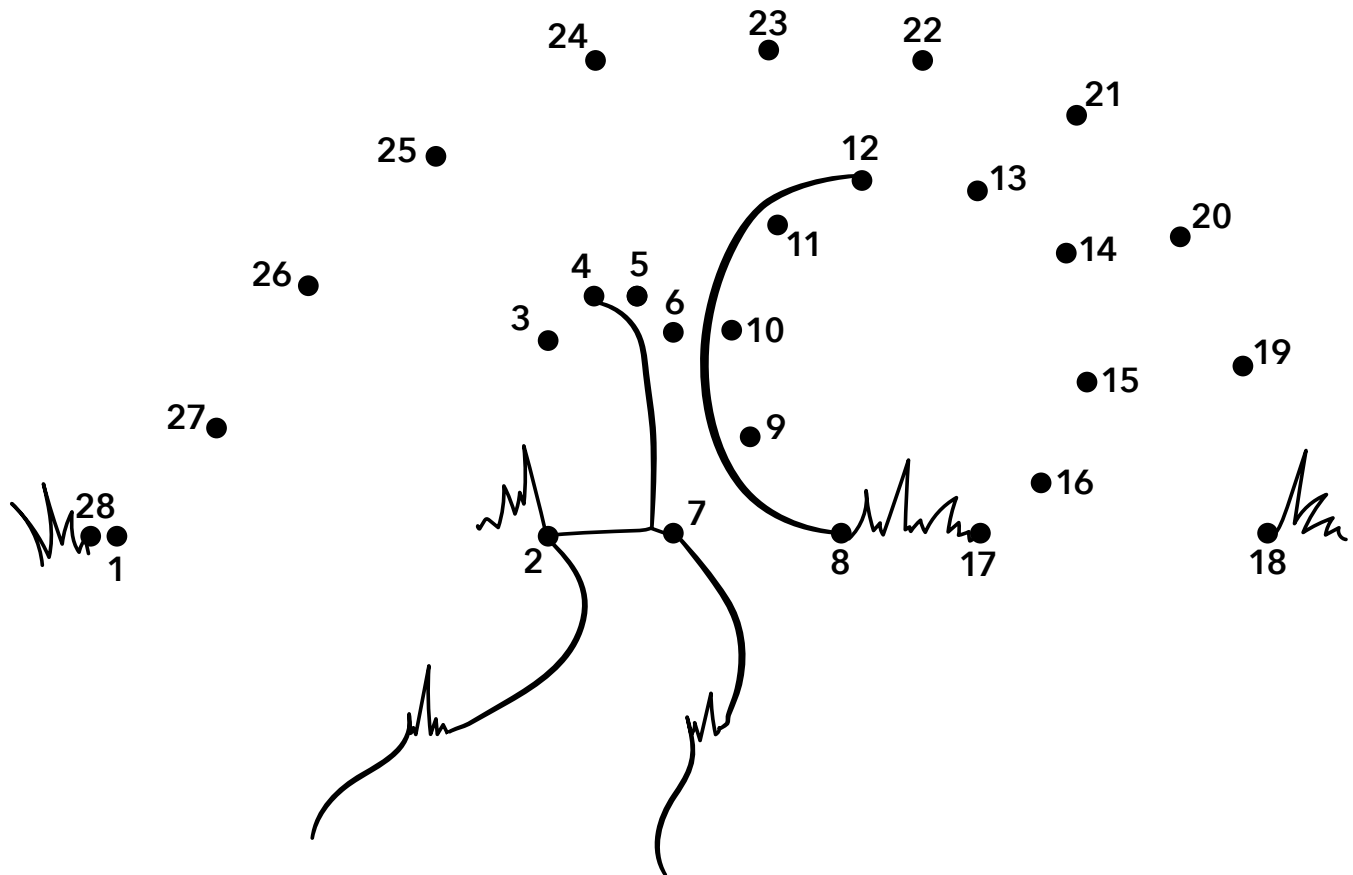
2. Jesus said, "I am the resurrection and the life."



3. We can trust God with everything.

# I am the Resurrection and the Life.

In Unit 5, we learned another I AM statement that Jesus used to describe Himself, "I am the resurrection and the life." **Start at the number 1 and connect the dots to complete the picture. Color the picture.**



## UNIT 6

# The Redeemer Gives Life

### DISCOVERY DESTINATION

The Redeemed Rejoice

### KEY VERSES

*And the women said unto Naomi, Blessed be the LORD, which hath not left thee this day without a kinsman, that his name may be famous in Israel. And he shall be unto thee a restorer of thy life, and a nourisher of thine old age: for thy daughter in law, which loveth thee, which is better to thee than seven sons, hath born him. -Ruth 4:14-15 (KJV)*

# LAUNCH • UNIT 6

## OVERVIEW

Our Redeemer gives eternal life. The redeemed rejoice for all He has done and praise Him for His great salvation.

- **PRAYER & BLESSING**

Ruth 4:14-15

- **BACKGROUND STUDY**

Culture: Roles of Women in Bible Times

- **I AM**

The Way, the Truth, and the Life: John 14:1-6

- **CHRIST THE KINSMAN-REDEEMER**

Christ Reconciles: Colossians 1:19-23

- **DISCOVERY DESTINATION**

The Redeemed Rejoice: 1 Thessalonians 5:16-18

- **THE SONG OF THE REDEEMED**

A Psalm of Rejoicing: Psalm 98:6

## STUDY PASSAGE

Ruth 4:13-17



## MEMORY PASSAGE

Ruth 4:14



## KEY VERSES

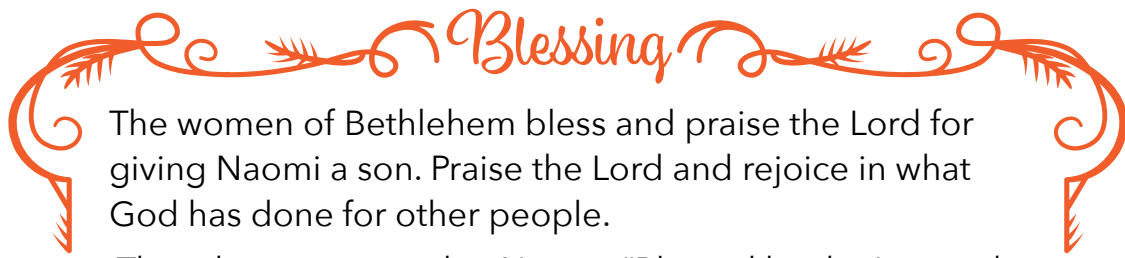
Ruth 4:14-15



Keywords



Definitions



The women of Bethlehem bless and praise the Lord for giving Naomi a son. Praise the Lord and rejoice in what God has done for other people.

*Then the women said to Naomi, "Blessed be the LORD, who has not left you this day without a redeemer, and may his name be renowned in Israel! He shall be to you a restorer of life and a nourisher of your old age, for your daughter-in-law who loves you, who is more to you than seven sons, has given birth to him." -Ruth 4:14-15 (ESV)*

**Each day, complete a task and then check the box.**

Day 1  **Listen as I read the blessing.**

Day 2  **Listen as I read the blessing. Pray this blessing over one of your family members. Write his or her name on the line.**

---

Day 3  **Listen as I read the blessing. Pray this blessing over a friend. Write his or her name on the line.**

---

Day 4  **Listen as I read the blessing. Trace the word below.**

Bless the Lord.

Day 5  **Listen as I read the blessing. Trace the word below.**

May God give you peace.



# NAVIGATE • UNIT 6, LESSON 1

Read & Observe | Study Passage: Ruth 4:13-17 | Memory Passage: Ruth 4:14

## Memory Passage Activity

Each day, practice learning your memory verse, Ruth 4:14. In our lesson, we learn about Boaz and Ruth's baby, Obed, who continues the family line. **Color a baby Obed each day you practice your memory verse.**




## READ • Ruth 4:13-17

As I read, notice how the women of Bethlehem rejoiced for Ruth, Boaz, and Naomi when the new baby arrived!

## OBSERVE • Timeline

Begin at number 1 and travel the timeline with Naomi through the book of Ruth. What was her life like before and after Moab, and after Boaz redeemed her family? As I read the statements, trace the path to each event.



# N is for NAOMI



# EXPLORE • UNIT 6, LESSON 1

Read & Observe | Study Passage: Ruth 4:13-17 | Memory Passage: Ruth 4:14

## READ • Ruth 4:13-17

As I reread the study passage, you will hear many names. These people were relatives who were in the lineage of Ruth and Boaz.

**lineage** the people who were in someone's family in past times

## OBSERVE • Questions

God blessed Boaz and Ruth with a son, Obed, who would continue the family line. He was Naomi's grandson and the grandfather of King David. Jesus would come through this family line!

Children are such a blessing to families. In Mark 10:14, Jesus invites the children to come to Him. What a beautiful sight that must have been to see Jesus with the children!



How important are children to God? Color the bubble words below to see what the Bible has to say about children.

Children are a gift  
of the LORD.

-Psalm 127:3  
(NASB)



# NAVIGATE • UNIT 6, LESSON 2

Read & Observe | Study Passage: Ruth 4:13-17 | Memory Passage: Ruth 4:14

## BACKGROUND STUDY • Culture: Roles of Women in Bible Times

In the Bible, women held many important roles in the community. The Bible shows us examples of important women, like the virtuous woman in Proverbs 31. She was a successful business woman as well as a wife and mother.

Sadly, people changed and men began to belittle women. Sometimes men didn't even talk to women in public. But that was not God's plan.

Thankfully, our Redeemer, Jesus, came and uplifted women by speaking to and encouraging them. Many of these women became followers of Jesus and were even present at his death. They also visited His grave and rejoiced when He was resurrected.

Use the Redeemed cipher to answer the questions to learn about women in the Bible who were important to their community, to Jesus, and to His ministry.

Who was a leader of praise? (Ex. 15:20-21)



\_\_\_\_\_



Who helped Mary Magdalene provide for Jesus and His disciples? (Luke 8:1-3)



\_\_\_\_\_

Who was a political and religious leader? (Judg. 4:4)



\_\_\_\_\_

Who was the sister of Martha and friend of Jesus? (John 11:1, 5)



\_\_\_\_\_



# EXPLORE • UNIT 6, LESSON 2

Read & Observe | Study Passage: Ruth 4:13-17 | Memory Passage: Ruth 4:14

In the book of Ruth, people prayed for the Lord to bless others. God showered His blessings on His people by answering their prayers in marvelous ways. He promises future showers of blessing for His people (Ezek. 34:26).

**Listen as I read the many blessings that were showered on Ruth, Boaz, and Naomi. Start at the number 1 and connect the dots to complete the picture. Then, on the umbrella, write the name of someone who has been a blessing to you.**

Ruth became the wife of Boaz. (Ruth 4:10)

Ruth had a child with Boaz. (Ruth 4:13)

Naomi became a nurse to Obed. (Ruth 4:16)

Boaz was blessed with a son, Obed. (Ruth 4:21)



# NAVIGATE • UNIT 6, LESSON 3

Interpret | Study Passage: Ruth 4:13-17 | Memory Passage: Ruth 4:14

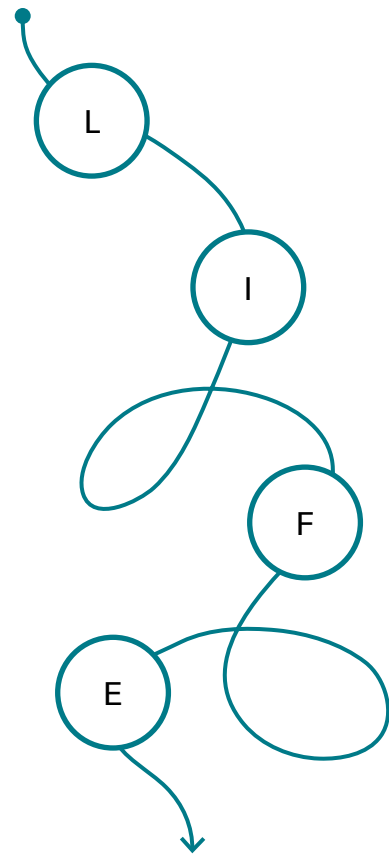
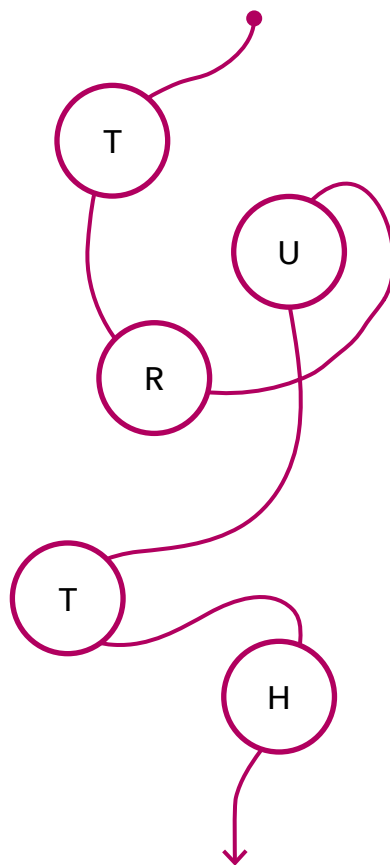
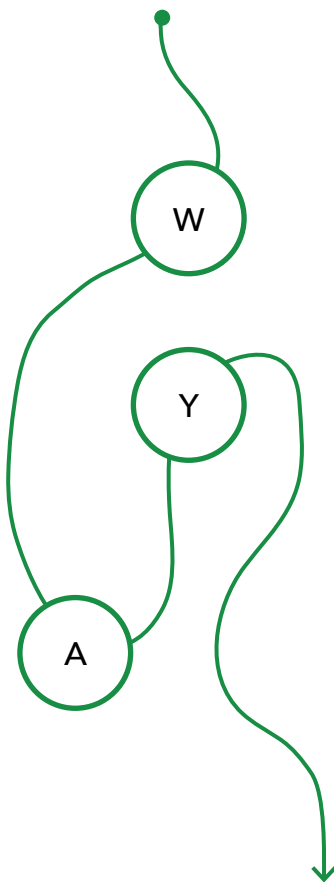
## I AM • The Way, the Truth, and the Life: John 14:1-6

Listen as I read John 14:1-6.

The disciples were sad because Jesus would soon leave them. But Jesus didn't want them to worry. He told His disciples that He would prepare a place for them and that He would soon come back to take them to this place!

Thomas, one of the disciples, asked Jesus, "Lord, we do not know where You are going; how do we know the way?" (John 14:5 NASB). **Complete the activity to discover Jesus' answer.**

**Follow the line to each letter. As you come to a letter, write it on the blanks below. When you finish, read the answer that Jesus gave Thomas.**



"I am the \_\_\_\_\_, the \_\_\_\_\_, and the \_\_\_\_\_."



# EXPLORE • UNIT 6, LESSON 3

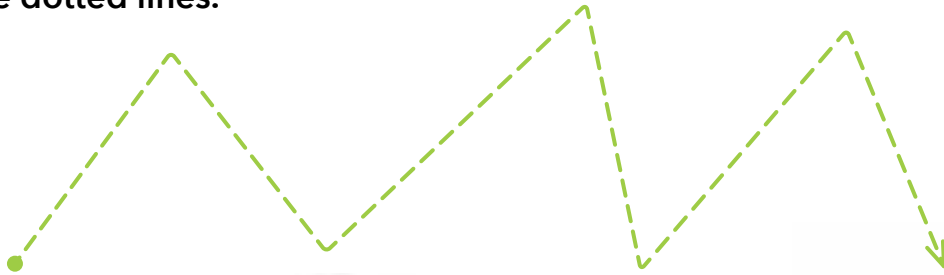
Interpret | Study Passage: Ruth 4:13-17 | Memory Passage: Ruth 4:14

## CHRIST THE KINSMAN-REDEEMER • Christ Reconciles: Colossians 1:19-23 As I read Colossians 1:19-23, listen for the word "reconcile."

As sinners, we might wonder how a holy God could have peace with us. When Jesus died on the cross, he reconciled us to God. Believers have peace with God because of this reconciliation. **Listen to this definition of reconciliation.**

**= reconciliation** bringing together people who don't agree by making peace between them

The statements below show us how we were enemies with God and each other, but God has reconciled us. **As I read the statements below, start at the dot and trace the dotted lines.**



We were enemies with God and others.



Christ has now reconciled us.



We have peace with God and others.



Continue in the faith, established in the hope of the gospel.

**According to verse 20, what does reconciliation with God bring to believers?**

- Security       Peace       Grace



# NAVIGATE • UNIT 6, LESSON 4

Apply | Study Passage: Ruth 4:13-17 | Memory Passage: Ruth 4:14

**DISCOVERY DESTINATION** • **The Redeemed Rejoice:** 1 Thessalonians 5:16-18  
The Lord has rescued us and we can rejoice for the eternal life He gives!

**As I read 1 Thessalonians 5:16-18, put the commands in the order they appear in the verses.** These verses help us to encourage one another.

\_\_\_\_\_ Pray


\_\_\_\_\_ Give thanks

\_\_\_\_\_ Rejoice



Believers can always rejoice because Christ has redeemed us and is faithful. Luke 10:20 says to rejoice because believers' names are written in heaven.  
**Color the word "rejoice."**

# REJOICE





# EXPLORE • UNIT 6, LESSON 4

Apply | Study Passage: Ruth 4:13-17 | Memory Passage: Ruth 4:14

## THE SONG OF THE REDEEMED • A Psalm of Rejoicing: Psalm 98:6

Psalm 98 is a psalm of rejoicing, which leads us to praise the King for saving us.

Listen as I read Psalm 98:6. Trace the words joy and King, and then color the border using the color code.

1 = blue   2 = green   3 = orange   4 = purple


With trumpets and the blast  
of the ram's horn—shout for

joy

before the LORD, the

King.

Psalm 98:6 (NIV)





# NAVIGATE • UNIT 6, LESSON 5

Review | Study Passage: Ruth 4:13-17 | Memory Passage: Ruth 4:14

Color the picture below that illustrates God's graciousness toward Ruth, Boaz, and Naomi.



## KNOW GOD'S WORD AND MAKE HIM KNOWN

Recite your memory passage, Ruth 4:14, and trace the statement to remind us that we can rejoice because God gives life.

The redeemed rejoice.



# EXPLORE • UNIT 6, LESSON 5

Review | Study Passage: Ruth 4:13-17 | Memory Passage: Ruth 4:14

Starting at the dot, trace the line after I read each review statement. Then trace the words from the title of our Unit 6 study.

1. Because Jesus Christ reconciled us, we are in His kingdom.

4. Praise God for giving us life.



## THE REDEEMER GIVES LIFE

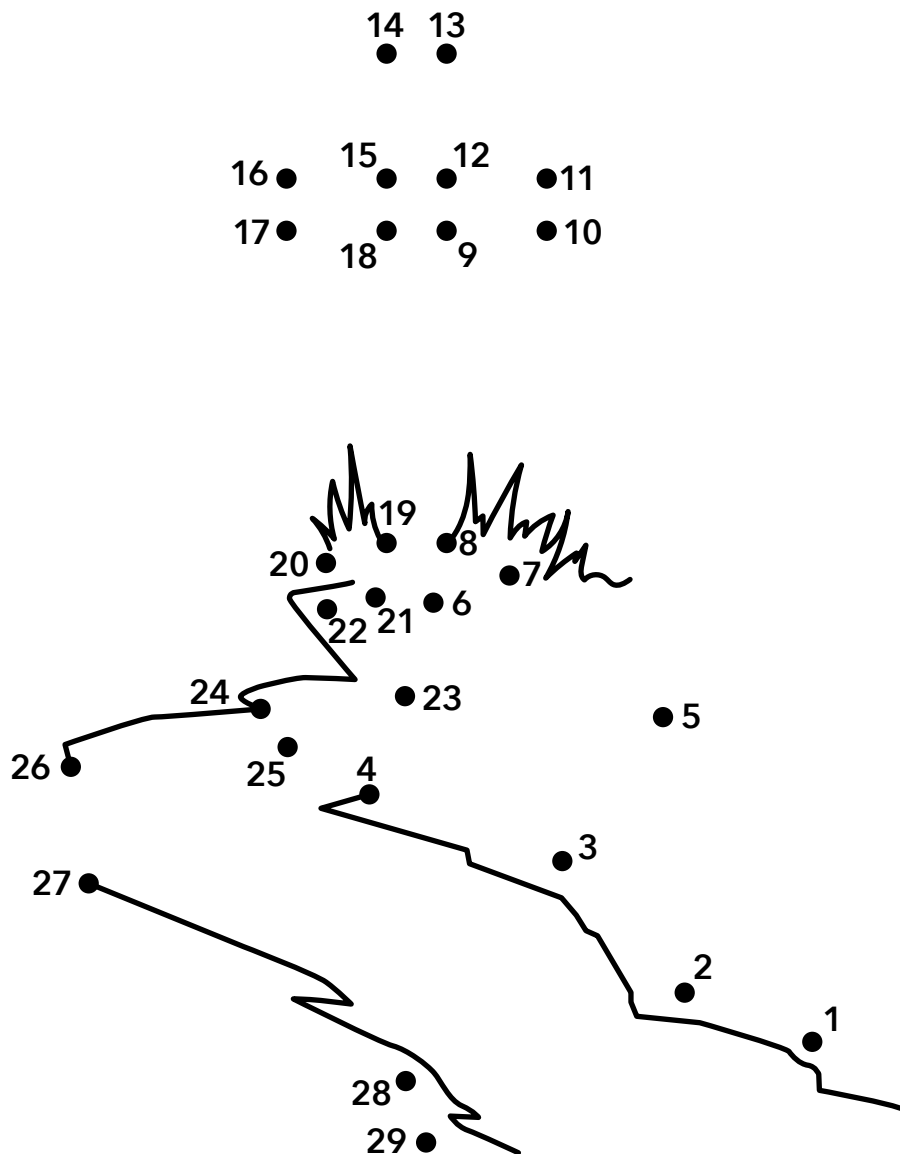


2. Jesus said, "I am the way, the truth, and the life."

3. We are redeemed and we can rejoice.

# I AM THE WAY, THE TRUTH, AND THE LIFE.

In Unit 6, we learned another I AM statement that Jesus used to describe Himself, "I am the way, the truth, and the life." **Start at the number 1 and connect the dots to complete the picture. Color the picture.**



# UNIT 7

# The Redeemer Reigns

## DISCOVERY DESTINATION

The Redeemed Reign with Christ

## KEY VERSES

*And Obed fathered Jesse, and Jesse fathered David.*

-Ruth 4:22 (NASB)

# LAUNCH • UNIT 7

## OVERVIEW

Jesus, our Redeemer, reigns now and forever. The redeemed, those who believe in Christ, can glorify Him now and will praise Him forever!

- **PRAYER & BLESSING**

Ephesians 1:3-4

- **BACKGROUND STUDY**

Archaeology: Dead Sea Scrolls

- **I AM**

The True Vine: John 15:1-4

- **CHRIST THE KINSMAN-REDEEMER**

Christ Is the King: Ephesians 1:15-23

- **DISCOVERY DESTINATION**

The Redeemed Reign with Christ:  
Revelation 22:1-5

- **THE SONG OF THE REDEEMED**

A Psalm of Praise to My God the King:  
Psalm 145:1

## STUDY PASSAGE

Ruth 4:18-22



## MEMORY PASSAGE

Ruth 4:21-22



## KEY VERSES

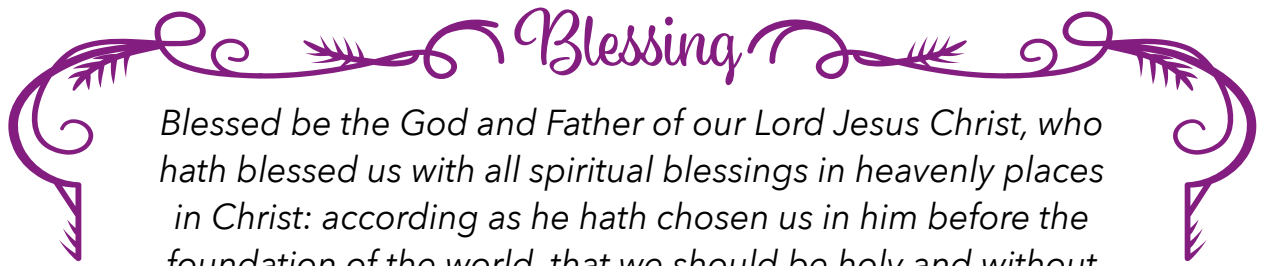
Ruth 4:22



Keywords



Definitions



*Blessed be the God and Father of our Lord Jesus Christ, who hath blessed us with all spiritual blessings in heavenly places in Christ: according as he hath chosen us in him before the foundation of the world, that we should be holy and without blame before him in love. -Ephesians 1:3-4 (KJV)*

**Each day, complete a task and then check the box.**

Day 1  **Listen as I read the blessing.**

Day 2  **Listen as I read the blessing. Pray this blessing over one of your family members. Write his or her name on the line.**

---

Day 3  **Listen as I read the blessing. Pray this blessing over a friend. Write his or her name on the line.**

---

Day 4  **Listen as I read the blessing. Trace the word below.**

Blessed be the Lord.

Day 5  **Listen as I read the blessing. Trace the word below.**

May the Lord bless you.




# NAVIGATE • UNIT 7, LESSON 1

Read & Observe | Study Passage: Ruth 4:18-22 | Memory Passage: Ruth 4:21-22

## Memory Passage Activity

Each day, practice learning your memory verses, Ruth 4:21-22. We will learn that as redeemed children of God, we reign with Christ! **Color a crown each day you practice your memory verse.**



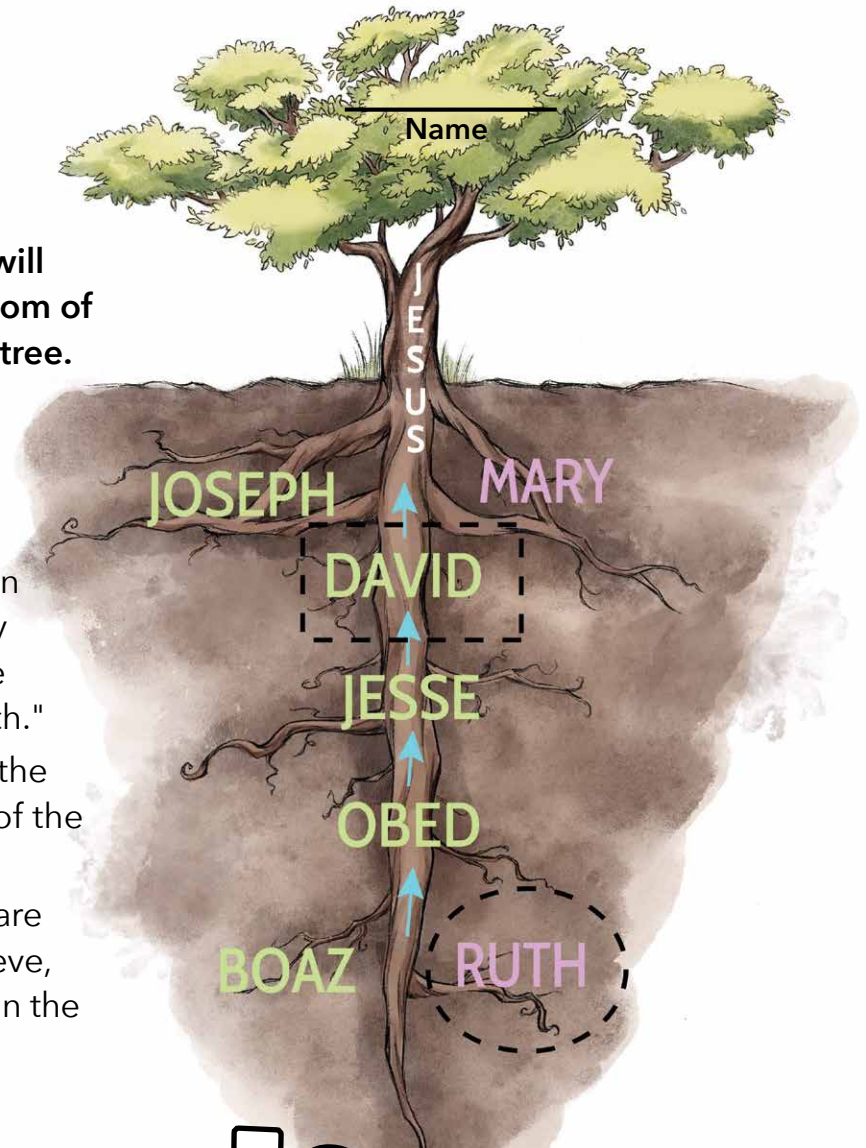
### READ • Ruth 4:18-22

As I read, pay attention to the names in the verses.

### OBSERVE • Questions

Look at the genealogy tree. I will read each name from the bottom of the tree root to the top of the tree. Then follow the directions to learn about the people who were part of Jesus' lineage.

1. This family tree of Jesus shows two of the five women in the lineage of Jesus. They are written in pink. Trace the circle around the name "Ruth."
2. Trace the rectangle around the name "David." He was one of the kings of Israel.
3. Those who believe in Jesus are part of His family. If you believe, write your name on the line in the leaves of the tree.



# J is for Jesus



# EXPLORE • UNIT 7, LESSON 1

Read & Observe | Study Passage: Ruth 4:18-22 | Memory Passage: Ruth 4:21-22

## READ • Ruth 4:18-22

Listen as I read Ruth 4:18-22.

## OBSERVE • Questions

Genealogy is important to God. Keeping records in the Bible allowed people to understand the lineage of all of Israel. In 2 Samuel we learn about one king who would have Jesus Christ as his royal descendant. **Use the Redeemed cipher to discover who that king was.**



\_\_\_\_\_

As believers in Christ, we are adopted by God into His royal family.

Listen as I read Galatians 4:4-5. Write your name in the box below if you are redeemed and are now part of the family of God.



After a person has believed in Jesus and is redeemed by the blood of the Lamb, his name is written in a special book. **Listen as I read Revelation 21:27 and mark the name of that special book.**

- God's Big Book
- Lamb's Book of Life
- Heaven's Names



# NAVIGATE • UNIT 7, LESSON 2

Read & Observe | Study Passage: Ruth 4:18-22 | Memory Passage: Ruth 4:21-22

## BACKGROUND STUDY • Archaeology: Dead Sea Scrolls

In 1947, a shepherd boy discovered old writings that we now call the Dead Sea Scrolls. He was looking for a lost sheep when he found a cave. He threw in a rock and heard something break. He went in and found a broken jar with a lid. In it were ancient papers called scrolls. The shepherd took the scrolls to Bethlehem and sold them. They eventually found their way to a professor in Jerusalem who identified them as ancient Hebrew Scriptures. More caves with more scrolls were found! The writings matched the Old Testament texts, which proves that our Bible is truly God’s written word!

**Look at the images and descriptions below. Starting with the number 1, trace the numbers to show the order in which the events took place.**

2

The scrolls were in large jars with lids that kept the scrolls safe.



Image used with permission from [www.holylandphotos.org](http://www.holylandphotos.org)

3

Professors who looked over the scrolls discovered that they were ancient Scriptures.



Image used with permission from [www.holylandphotos.org](http://www.holylandphotos.org)

1

A shepherd found the ancient scrolls in a cave.



Image used with permission from [www.davidthreadgill.com](http://www.davidthreadgill.com)

1. In what were the scrolls found?

- Baskets
- Bags
- Jars with lids

2. What were the scrolls?

- Ancient Scriptures
- Lists
- Stories

3. Who found the scrolls?

- A fisherman
- A shepherd boy
- A gardener



# EXPLORE • UNIT 7, LESSON 2

Read & Observe | Study Passage: Ruth 4:18-22 | Memory Passage: Ruth 4:21-22

So far in our study, you have learned about the kinsman-redeemer and his responsibility to redeem land and family. This redeemer had another responsibility—to be a blood avenger, one who must right the wrong when a family member is killed.

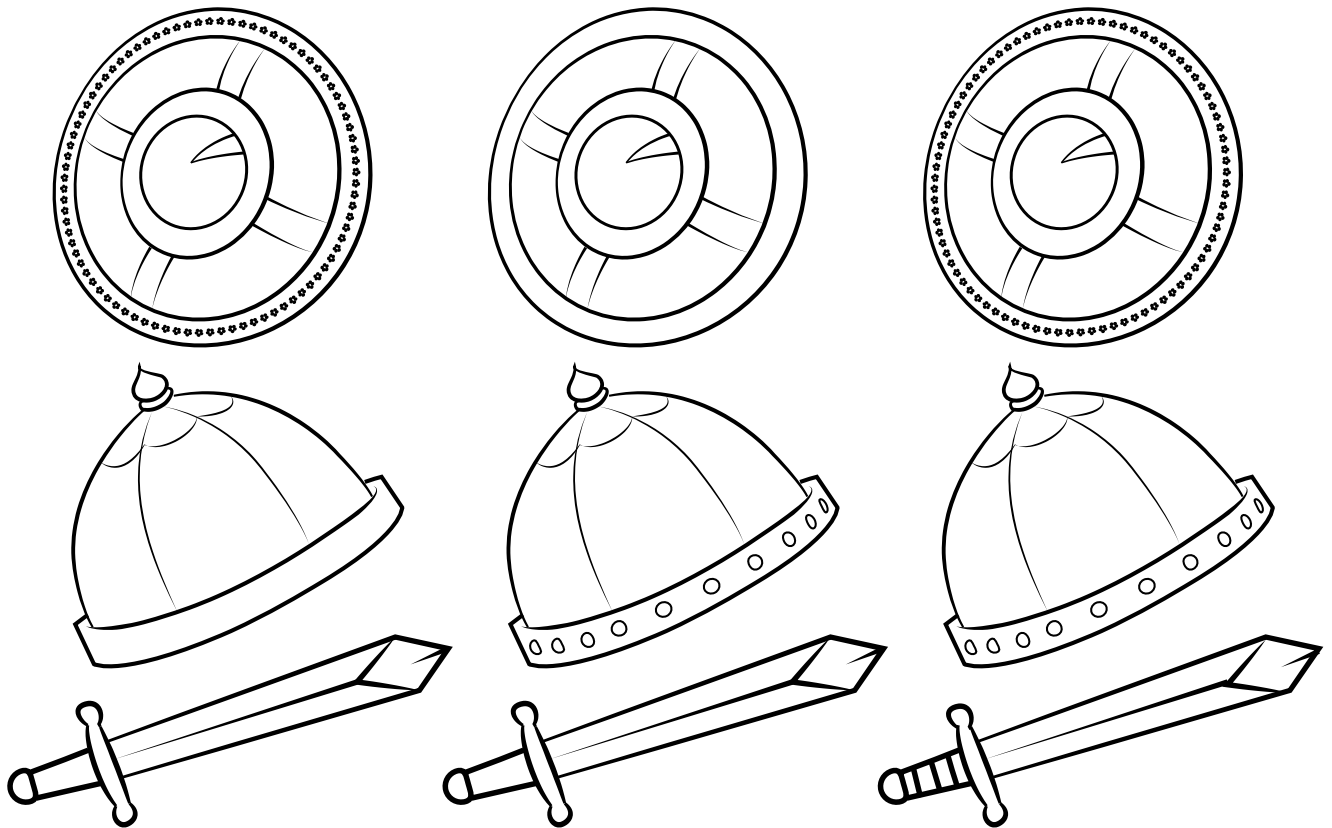
**revenge of blood** he who avenged the blood of one who had been killed

Jesus is our Kinsman-Redeemer, and He is also our blood avenger. This means that Jesus will always fight for us. He redeems us from sin and death, and He will put an end to the devil! **Listen to Deuteronomy 32:43.**

Rejoice, O Gentiles, with His people; for He will avenge the blood of His servants, and render vengeance to His adversaries; He will provide atonement for His land and His people. -Deuteronomy 32:43 (NKJV)



Look at the battle equipment below. For each line of images, find the one that is different and color it.



Christ will FIGHT for you.



# NAVIGATE • UNIT 7, LESSON 3

Interpret | Study Passage: Ruth 4:18-22 | Memory Passage: Ruth 4:21-22

## I AM • The True Vine: John 15:1-4

The I AM lessons in the *Redeemed* study have shown us how great our Redeemer is. Before Jesus went to the cross, He made his last I AM statement to His disciples about abiding in Him. Jesus teaches that He is the vine and we are the branches. We can bear fruit when we are connected to the vine and are abiding in Christ.

As I read John 15:4 below, mark the keyword **remain/abide**. Then check the circle.




remain/abide (John 15:4) (blue)

Remain in me, as I also remain in you. No branch can bear fruit by itself; it must remain in the vine. Neither can you bear fruit unless you remain in me. -John 15:4 (NIV)



The image below shows a strong vine with healthy branches and fruit. If we abide in Jesus, we can be healthy and produce good fruit also. **Start at the number 1. Then write each word on the correct blanks below.**



1

2

3

4

5

-John 15:1a



# EXPLORE • UNIT 7, LESSON 3

Interpret | Study Passage: Ruth 4:18-22 | Memory Passage: Ruth 4:21-22

## CHRIST THE KINSMAN-REDEEMER • Christ Is the King: Ephesians 1:15-23

As I read Ephesians 1:15-23, we learn that Jesus Christ is not only our Savior and Redeemer, but He is also our King! There are many passages in the Bible that teach that Jesus is King over all! **After I read each reference about Jesus as our King, trace the line to the statement with the matching color.**

Revelation 11:15


King of kings

Ephesians 1:22

King reigning forever

Revelation 17:14

King over all things

 JESUS




Apply | Study Passage: Ruth 4:18-22 | Memory Passage: Ruth 4:21-22

## DISCOVERY DESTINATION • The Redeemed Reign with Christ:

Revelation 22:1-5

Remember that in Genesis, God allowed man to rule over the earth. Man lost his position as ruler because he was disobedient to God. But because Christ died on the cross, the redeemed will someday rule with Him forever!

When Christ returns, the redeemed are promised crowns as rewards, which they will place at Jesus' feet. **After I read the reference below, trace the crown.**

Blessed is a man who perseveres under trial; for once he has been approved, he will receive the  of life which the Lord has promised to those who love Him. -James 1:12 (NASB)

As I read Revelation 22:1-5, imagine what that scene would look like.

What do you see in these verses? Trace the line from the statement to the matching picture. Then fill in the blanks.

The \_\_\_\_\_ of life was clear as crystal.

The water flowed from the \_\_\_\_\_ of God.

The \_\_\_\_\_ of life grew twelve different fruits.



Throne



Tree



Water



# EXPLORE • UNIT 7, LESSON 4

Apply | Study Passage: Ruth 4:18-22 | Memory Passage: Ruth 4:21-22

## THE SONG OF THE REDEEMED • A Psalm of Praise to My God the King:

Psalm 145:1

Psalm 145, written by King David, encourages us to praise God our King forever for who He is and for what He has done.

Read Psalm 145:1. Trace the verse, and then color the border using the color code.

1 = yellow 2 = blue 3 = orange 4 = purple

I will  
exult  
You, my  
God,  
O King; and I will  
bless  
Your name  
forever and ever.

Psalm 145:1 (NKJV)





# NAVIGATE • UNIT 7, LESSON 5

Review | Study Passage: Ruth 4:18-22 | Memory Passage: Ruth 4:21-22

Color the picture below that shows God's hand in the lineage of Jesus.



## KNOW GOD'S WORD AND MAKE HIM KNOWN

Recite your memory passage, Ruth 4:21-22, and remember that  
The redeemed reign with Christ.



# EXPLORE • UNIT 7, LESSON 5

Review | Study Passage: Ruth 4:18-22 | Memory Passage: Ruth 4:21-22

Starting at the dot, trace the line after I read each review statement. Then trace the words from the title of our Unit 7 study.

1. Jesus Christ is King of Kings.



4. We can rejoice and praise God for all He has done for us!



## THE REDEEMER REIGNS




2. Jesus said, "I am the true vine."



3. We are redeemed and we will reign with Christ!

# I am the true vine.

In Unit 7, we learned another I AM statement, "I am the true vine," which Jesus used to describe Himself. **Start at the number 1 and connect the dots to complete the picture. Color the picture.**



# UNIT 8

# Redeemed Reviews

## DISCOVERY DESTINATION

Redemption

## KEY VERSES

*The women said to Naomi: "Praise be to the LORD, who this day has not left you without a guardian-redeemer. May he become famous throughout Israel!"*

-Ruth 4:14 (NIV)

## LAUNCH • UNIT 8

Throughout this study, we saw how the Lord provided for Naomi, Ruth, and Boaz. We also learned that Jesus Christ is our Kinsman-Redeemer and that He died on the cross for our sins. Those who believe in Jesus are redeemed and will receive salvation and eternal life with Him.

### DO YOU BELIEVE?

Do you believe that Jesus died for you? Remember that God created us in His own image, and we are meant to have a relationship with Him. But man sinned and we deserve punishment. The Bible says that our punishment for sin is death—eternal separation from a perfect and holy God.

But God had a plan to deliver us from sin. He sent His Son, Jesus, who became flesh, took on human form, and lived without sin among us.

Only Jesus can pay for our sins. Out of love, Christ took on our punishment. He died on the cross and then rose again. We can do nothing to pay for our sin. We can't try hard enough or be good enough. But we can trust and believe that Jesus' work is the only way to a relationship with God forever.

**If you believe, trace the words on the "I believe" statements on the next page.**



*Then the women  
said to Naomi,*

*"Blessed is  
the LORD  
who has not left  
you without a  
redeemer  
today, and may  
his name  
become famous  
in Israel."*

*Ruth 4:14  
(NASB)*



Keywords



Definitions

# I Believe

- I believe the Lord is our Rock and Redeemer.  
(Ps. 19:14)
- I believe our Redeemer is Almighty.  
(Gen. 17:1)
- I believe our Redeemer supplies all that we need.  
(Phil. 4:19)
- I believe our Redeemer is love.  
(1 John 4:8)
- I believe our Redeemer is the resurrection and the life.  
(John 11:25)
- I believe our Redeemer is the way, the truth, and the life.  
(John 14:6)
- I believe our Redeemer is the King of Kings.  
(Rev. 17:14)



# PRAYER & BLESSING • UNIT 8

In Units 1-7 you looked at different blessings from God's Word. The people in the book of Ruth spoke and prayed words of blessing to each other in their daily lives. We hope that you have been blessed by praying the Scriptures daily and have seen the Lord answer your prayers.

**Each day, complete a task and then check the box.**

Day 1  **Read the blessing from Unit 1. Say a prayer of blessing over your friends and family.**

Day 2  **Read the blessings from Units 2 & 3. Then pray one of these blessings over a family member. Write his or her name on the line.**

---

Day 3  **Read the blessings from Units 4 & 5. Then pray one of these blessings over a friend. Write his or her name on the line.**

---

Day 4  **Read the blessings from Units 6 & 7. Then pray one of these blessings over someone who is in leadership at your church, at school, or in government. Write his or her name on the line.**

---

Day 5  **Read the statement and trace the word.**

I can pray  **blessings**  over my friends, family, and neighbors.



Listen as I read the key verse from Unit 1. Trace the key verse reference, and then color the image.

### Unit 1 Key Verse

Now it came to pass in the days when the judges ruled, that there was a famine in the land. And a certain man of Bethlehemjudah went to sojourn in the country of Moab, he, and his wife, and his two sons.



Ruth 1:1 (KJV)

### Unit 1 Quiz

1. Elimelech and his family went to live in \_\_\_\_\_.  
 Moab       Jerusalem       Nazareth
2. Bethlehem means "house of \_\_\_\_\_."  
 Love       Money       Bread
3. In Exodus 3:14, God calls Himself "\_\_\_\_."  
 The bread       I AM       The light

# R IS FOR REDEEMED



Recite your memory passage from Unit 1, Ruth 1:1.



# EXPLORE • UNIT 8, LESSON 1

Explore Review | Unit 1

Using the word bank, circle the words from Unit 1 in the word search.

Ruth      eyes      famine      Jesus

K U V E S P K N R P K E X W L H O F  
 L C F U D K X O V C F Y Y L E G P Z  
 H J S J Z C B D Y M A G W E S R C O  
 J E P D P H U T G S M I K T S F T U  
 J X V H K R U T H G I C B L I H H K  
 M N Y Z E I M N D N N O G L E S G W  
 U Q I P C T R L V F E N J J I R A Z

Remember the I AM statements from each unit by coloring them at the end of each *Explore* review lesson.






Listen as I read the key verses from Unit 2 and Unit 3. Trace the key verses references, and then color the images.

### Unit 2 Key Verses

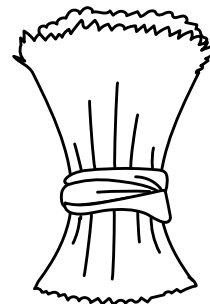
But Ruth said, "Do not urge me to leave you or to return from following you. For where you go I will go, and where you lodge I will lodge. Your people shall be my people, and your God my God. Where you die I will die, and there will I be buried. May the LORD do so to me and more also if anything but death parts me from you."



Ruth 1:16-17 (ESV)

### Unit 3 Key Verses

Boaz replied, "I've been told all about what you have done for your mother-in-law since the death of your husband—how you left your father and mother and your homeland and came to live with a people you did not know before. May the LORD repay you for what you have done. May you be richly rewarded by the LORD, the God of Israel, under whose wings you have come to take refuge."



Ruth 2:11-12 (NIV)

### Units 2 & 3 Quiz

- Naomi and Ruth left \_\_\_\_\_.  
 Moab       Bethlehem       Jerusalem
- Jesus calls Himself the "\_\_\_\_\_ of the world."  
 Bread       Light       Life
- To \_\_\_\_\_ means to turn from sin.  
 Forgive       Repent       Redeem



Recite your memory passage from Unit 2, Ruth 1:16.



# EXPLORE • UNIT 8, LESSON 2

Explore Review | Units 2 & 3

Use the clues and the word bank to fill in the crossword puzzle.


glean      Boaz      Lamb      Mara      forgives

### ACROSS


- 2. Ruth passed by the field of \_\_\_\_\_.
- 4. Ruth was allowed to \_\_\_\_\_ in Boaz's field.
- 5. Christ is our Passover \_\_\_\_\_.

### DOWN

- 1. God \_\_\_\_\_ our sins.
- 3. Naomi asked people to call her \_\_\_\_\_.



Color the I AM picture below so we can remember that Jesus is the Light of the World and the Bread of Life.



Recite your memory passage from Unit 3, Ruth 2:12.




# NAVIGATE • UNIT 8, LESSON 3

Navigate Review | Units 4 & 5

Listen as I read the key verses from Unit 4 and Unit 5. Trace the key verses references, and then color the images.

### Unit 4 Key Verses

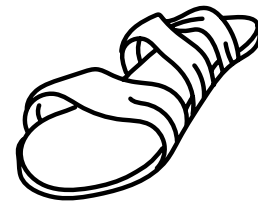
And now, my daughter, don't be afraid. I will do for you all you ask. All the people of my town know that you are a woman of noble character. Although it is true that I am a guardian-redeemer of our family, there is another who is more closely related than I.



Ruth 3:11-12 (NIV)

### Unit 5 Key Verses

And Boaz said unto the elders, and unto all the people, Ye are witnesses this day, that I have bought all that was Elimelech's, and all that was Chilion's and Mahlon's, of the hand of Naomi. Moreover Ruth the Moabitess, the wife of Mahlon, have I purchased to be my wife, to raise up the name of the dead upon his inheritance, that the name of the dead be not cut off from among his brethren, and from the gate of his place: ye are witnesses this day. And all the people that were in the gate, and the elders, said, We are witnesses. The LORD make the woman that is come into thine house like Rachel and like Leah, which two did build the house of Israel: and do thou worthily in Ephratah, and be famous in Bethlehem.



Ruth 4:9-11 (KJV)

### Units 4 & 5 Quiz

- Jesus is our good \_\_\_\_\_.  
 Way       Shepherd       Bread
- The nearest relative gave Boaz a \_\_\_\_\_.  
 Sandal       Key       Scroll



Recite your memory passage from Unit 4, Ruth 3:11.



# EXPLORE • UNIT 8, LESSON 3

Explore Review | Units 4 & 5

Using the word bank, circle the words from Units 4 & 5 in the word search.

feet      redeem      ransom      shepherd

L I D M Y H M U H L F R R B P Q K L  
 F E E T U K V K L J B A T E G V J P  
 S H E P H E R D F V Z N R P D I P D  
 W V V B E T L F H A V S S P Y E J F  
 N J G K E Z C L W D W O G Q D Z E Y  
 D Z P B U Q Z Y L G O M R M N S X M  
 H P U N O Z X H Q Z W J A S Q S Y H

Color the I AM picture below so we can remember that Jesus is the Good Shepherd and the Resurrection and the Life.




Recite your memory passage from Unit 5, Ruth 4:10.



Listen as I read the key verses from Unit 6 and Unit 7. Trace the key verses references, and then color the images.

### Unit 6 Key Verses


And the women said unto Naomi, Blessed be the LORD, which hath not left thee this day without a kinsman, that his name may be famous in Israel. And he shall be unto thee a restorer of thy life, and a nourisher of thine old age: for thy daughter in law, which loveth thee, which is better to thee than seven sons, hath born him.



Ruth 4:14-15 (KJV)

### Unit 7 Key Verse

And Obed fathered Jesse, and Jesse fathered David.



Ruth 4:22 (NASB)

### Units 6 & 7 Quiz

- \_\_\_\_\_ is the vine and we are the branches.  
 Jesus       Way       Bread
- Believers will throw \_\_\_\_\_ at Jesus' feet.  
 Branches       Crowns       Bread
- \_\_\_\_\_ was the son of Ruth and Boaz.  
 David       Perez       Obed
- \_\_\_\_\_ women were in Christ's lineage.  
 Three       Five       Four



Recite your memory passage from Unit 6, Ruth 4:14.



# EXPLORE • UNIT 8, LESSON 4

Explore Review | Units 6 & 7

Use the clues and the word bank to fill in the crossword puzzle


darkness      blessings      children      promises      fight

### ACROSS


- 3. \_\_\_\_\_ were showered on Ruth.
- 5. The Lord keeps His \_\_\_\_\_.

### DOWN

- 1. We were in \_\_\_\_\_ until Christ reconciled us.
- 2. \_\_\_\_\_ are gifts from the Lord.
- 4. Christ will \_\_\_\_\_ for you.



Color the I AM picture below so we can remember that Jesus is the Way, the Truth, and the Life and that He is the True Vine.



Recite your memory passage from Unit 7, Ruth 4:21-22.




# NAVIGATE • UNIT 8, LESSON 5

Review | Coloring Page

Congratulations for completing the entire *Redeemed* study! You have fulfilled our vision “to know God’s Word,” and now you can “make Him known” by walking as the redeemed and telling others about God’s redemption.

**Color the picture, and remember that whoever believes in Christ and His sacrifice is redeemed. Each of the pictures below represent the I AM statements that we learned in our *Redeemed* study.**









# NAVIGATE • UNIT 8, LESSON 5

## Review | Discovery Destinations

When we believe in Christ, He saves us and redeems us from a life of sin. **Color the circles that contain letters. Write the letters on the lines to reveal a word.**



Each of the lessons in the Discovery Destination section of the *Redeemed* study teach us how we are to live when we are saved. As the redeemed, we repent, bless, love, trust God, rejoice, and reign with Christ. **Look back on each Discovery Destination and match each picture to the description by writing the correct letter on each blank.**



- \_\_\_\_\_ 1. The redeemed reign with Christ.
- \_\_\_\_\_ 2. The redeemed bless others.
- \_\_\_\_\_ 3. The redeemed rejoice.

- \_\_\_\_\_ 4. The redeemed repent.
- \_\_\_\_\_ 5. The redeemed trust God.
- \_\_\_\_\_ 6. The redeemed love.

## MEMORY VERSE ACTIVITIES

### TOSS A BALL

Have your family toss a ball around. When someone catches the ball, say a word from the verse until the entire verse has been recited.

### MAKE HAND MOTIONS/GESTURES

Make up your own hand motions for certain words in the verse. For example, you could open your hands like a book for “the Word” or point up for “God.”

### SING SCRIPTURE SONGS

There are many resources online or in Christian bookstores for singing verses. You can also make up your own song to the tune of a favorite song.

### EMPHASIZE THE WORDS

As you are reading the verse, emphasize every other word. To emphasize means to say something louder, longer, and with more force.

### USE RHYTHM

Using rhythm is a good technique to help your brain remember the words. Instead of emphasizing a word with your voice, clap your hands or stomp your feet to create a rhythm.

### MAKE FLASH CARDS

You can make flash cards on colorful index cards or on websites that allow you to make digital flash cards. Be colorful and creative with your flash cards.

### CREATE SILLY ACRONYMS

Acronyms allow you to take the first letter from the word you are memorizing and assign it a silly word. With longer passages especially or with lists of things, acronyms will work very well. The sillier they are, the easier it is to remember.

### DRAW IT

Draw the main points of the verse as reminders.

### GO OUTSIDE

Take your memory verse outside. Write your memory verse using things found in nature: sticks, stones, dirt, sand, leaves, etc.

## CIPHER KEY

### Redeemed Cipher

A	B	C	D	E	F	G	H	I
								
J	K	L	M	N	O	P	Q	R
								
S	T	U	V	W	X	Y	Z	
								

## BIBLIOGRAPHY

Blue Letter Bible. <https://www.blueletterbible.org/>.

Brandt, B. and Eric Kress. *God in Everyday Life: The Book of Ruth for Expositors and Biblical Counselors*. The Woodlands, TX: Kress Christian Publications, 2007.

Bush, Frederic. *Word Biblical Commentary*. Volume 9. *Ruth–Esther*. Grand Rapids, MI: Zondervan, 2018.

Eager, George B. International Standard Bible Encyclopaedia, "Marriage," <https://www.blueletterbible.org/search/dictionary/viewtopic.cfm?topic=IT0005818>.

Gaebelein, Frank E., ed. *The Expositor's Bible Commentary*. Volume 2. *Genesis–Numbers*. Grand Rapids, MI: Zondervan, 1990.

Gaebelein, Frank E., ed. *The Expositor's Bible Commentary*. Volume 3. *Deuteronomy, Joshua, Judges, Ruth, 1 & 2 Samuel*. Grand Rapids, MI: Zondervan, 1992.

Hubbard, Robert L., Jr. *The New International Commentary of the Old Testament: The Book of Ruth*. Grand Rapids, MI: Wm. B. Eerdmans Publishing Co., 1988.

James, Carolyn Custis. *The Gospel of Ruth: Loving God Enough to Break the Rules*. Grand Rapids, MI: Zondervan, 2008.

Living Passages. "Ruth and Naomi: Follow Their Path from Bethlehem to Moab on a Biblical Journey." <https://livingpassages.com/footsteps-ruth-and-naomi/>.

MacArthur, John. "Bible Introductions: Ruth." Grace to You. <https://www.gty.org/library/bible-introductions/MSB08/ruth>.

MacArthur, John. *The Deity of Christ*. Chicago, IL: Moody Publishers, 2017.

MacArthur, John. *The MacArthur Bible Commentary*. Nashville, TN: Thomas Nelson, 2005.

MacArthur, John. *The MacArthur New Testament Commentary: Ephesians*. Chicago, IL: Moody Publishers, 1986.

MacArthur, John. *The MacArthur Study Bible: New American Standard Bible*. La Habra, CA: The Lockman Foundation, 2006.

Precept Austin. "Ruth Commentaries." Updated January 16, 2020. [https://www.preceptaustin.org/ruth\\_commentaries](https://www.preceptaustin.org/ruth_commentaries).

Precept Ministries International. *Precept Upon Precept: Kinsman Redeemer*. Chattanooga, TN: Precept Ministries International, 2002.

Rasmussen, Carl. "Qumran." Accessed July 25, 2021. <https://holylandphotos.org/>.

Richison, Grant C. Verse-by-Verse Commentary. "Ruth 4:13f." Last modified April 17, 2010. <https://versebyversecommentary.com/2010/04/17/ruth-413f/>.

Scott, Bruce. *The Feasts of Israel: Seasons of the Messiah*. Bellmawr, NJ: The Friends of Israel Gospel Ministry, Inc., 1997.

*Studies in Judges and Ruth*, arranged by Grace Saxe and revised by Irving L. Jensen. Chicago, IL: Moody Bible Institute of Chicago, 1968.

Swindoll, Chuck. "Ruth." Insight for Living Ministries: The Bible-Teaching Ministry of Pastor Chuck Swindoll. <https://www.insight.org/resources/bible/the-historical-books/ruth>.

The NTS Library: Online Christian Library of Virtual Theological Resources. Manners and Customs of Bible Lands. <http://www.ntslibrary.com/PDF%20Books%20II/Manners%20and%20Customs.pdf>.

Unger, Merrill F. *The New Unger's Bible Dictionary*. Chicago, IL: Moody Bible Institute of Chicago, 1988.

When the World Calls Me and No One Knows How Far I'll Go. "King's Highway—Ancient Trade Route of the Middle East." <https://whentheworldcallsme.com/language/en/kings-highway-ancient-route/>.

Yahoo Images. "Topographical Map of the Kingdoms of Israel and Judah." <https://images.search.yahoo.com/search/images>.