



# Redeemed

PRIMARY ANSWER ANCHOR

# DISCOVERY JOURNAL

• PRIMARY ANSWER ANCHOR •



TO KNOW GOD'S WORD AND MAKE HIM KNOWN

National Bible Bee *Redeemed* Discovery Journal Primary Answer Anchor

© 2022 National Bible Bee

All rights reserved. No part of this study guide may be reproduced or transmitted in any form or by any means, electronic, mechanical, photocopying, recording, or otherwise, except as may be expressly permitted in writing by the National Bible Bee or by U.S.A. copyright law.

Scripture quotations marked NASB are taken from the (NASB®) New American Standard Bible®, Copyright © 1960, 1971, 1977, 1995, 2020 by The Lockman Foundation. Used by permission. [www.lockman.org](http://www.lockman.org)

Scripture quotations marked ESV are taken from The ESV® Bible (The Holy Bible, English Standard Version®), copyright © 2001 by Crossway, a publishing ministry of Good News Publishers. Used by permission. All rights reserved.

Scripture quotations marked KJV are taken from the King James Version. Public domain.

Scripture quotations marked NKJV are taken from the New King James Version. Copyright © 1982 by Thomas Nelson. Used by permission. All rights reserved.

Scripture quotations marked (NIV) are taken from the Holy Bible, New International Version®, NIV®. Copyright © 1973, 1978, 1984, 2011 by Biblica, Inc.™ Used by permission of Zondervan. All rights reserved worldwide. [www.Zondervan.com](http://www.Zondervan.com) The "NIV" and "New International Version" are trademarks registered in the United States Patent and Trademark Office by Biblica, Inc.™

All word definitions, unless otherwise indicated, are taken from:

Merriam-Webster Online Dictionary copyright © 2015 by Merriam-Webster, Incorporated.

MERRIAM-WEBSTER'S LEARNERSDICTIONARY.COM ([www.LearnersDictionary.com](http://www.LearnersDictionary.com)) copyright 2020 by Merriam-Webster, Incorporated.

McKim, Donald K. *The Westminster Dictionary of Theological Terms*. 2nd ed. Louisville, KY: Westminster John Knox Press, 2014.

For more information about resources for studying the Bible or to order additional copies of this resource, visit [www.biblebee.org](http://www.biblebee.org). For more information about resources for studying the Bible or to order additional copies of this resource, visit [www.biblebee.org](http://www.biblebee.org).

# TABLE OF CONTENTS

---

Dedication: Shelby Kennedy .....	iv
The Greatest Discovery .....	v
Our Vision .....	vi
Getting Started .....	vi
Discovery Journal Overview .....	vii
Study Methods .....	x
Study Resources .....	xii
Before You Begin .....	xii
<b>Unit 1:</b> The Redeemed .....	1
<b>Unit 2:</b> The Redeemer Is Almighty .....	15
<b>Unit 3:</b> The Redeemer Provides .....	29
<b>Unit 4:</b> The Redeemer Loves .....	43
<b>Unit 5:</b> The Redeemer Saves .....	57
<b>Unit 6:</b> The Redeemer Gives Life .....	71
<b>Unit 7:</b> The Redeemer Reigns .....	85
<b>Unit 8:</b> Redeemed Review .....	99
Memory Verse Activities .....	115
Cipher Keys .....	116
Bibliography .....	117

*Dedicated to*  
**SHELBY KENNEDY**

We are all given the opportunity to make an impact on others. Shelby Kennedy always said she wanted her life to be like a pebble that hits a pond and creates a ripple effect. She wanted her love for God and His Word to impact those around her.

Shelby had an infectious gift of faith. She radiated joy, life, and hope to those she met. She was energetic and fun-loving, and she enjoyed adventures, travel, making memories, children, friends, and family. Along with her family, Shelby dedicated her time to bringing the gospel to impoverished people in Mexico and Haiti in spiritual as well as practical ways. She was as dedicated when she was comforting a hurting child as she was when she was hammering nails or painting a wall. She lived out the admonition, “Whatever you do, work heartily, as for the Lord and not for men, knowing that from the Lord you will receive the inheritance as your reward. You are serving the Lord Christ” (Col. 3:23-24 ESV).

On May 31, 2005, at the age of twenty-three, Shelby went home to be with the Lord after an intense struggle with cancer. During the most debilitating time of her illness, what energy Shelby had was focused on proclaiming Jesus Christ. Her testimony of hope in the midst of a fiery trial inspired those around her.

Much of what kept Shelby’s joy in her last days was the time she spent studying the Word of God. Her life was the inspiration for the Shelby Kennedy Foundation, a nonprofit ministry that began the National Bible Bee in 2009 with the mission to engage young people in the memorization and study of the Bible and provide opportunities to proclaim God’s Word through local, national, and broadcast venues.

Though Shelby’s earthly life is over, the Word that she loved endures forever. It is the Foundation’s hope that the Word will dwell richly in the hearts of the young people of this generation that it may transform generations to come.



*This Discovery Journal is dedicated to Shelby Kennedy  
and her life fully lived for the glory of God.*

# THE GREATEST DISCOVERY

---

A relationship with Jesus Christ is life's greatest discovery.

## OUR CREATOR

God created everything. He is infinite, powerful, sovereign, all-knowing, good, and omnipresent, among many other attributes. But most importantly, He is holy—meaning He alone is God; there is none like Him. He created us in His own image and designed us to have fellowship with Him.

*Genesis 1:1, 27; 1 Samuel 2:2; Psalm 95:1-5; John 1:3; Colossians 1:16-17; Revelation 4:11*

## OUR CONDITION

When tested, man chose to doubt God's goodness and provision. Man's rejection of God brought sin into our lives. The punishment for sin is death—eternal separation from a holy God, the very source of life.

*Genesis 2:17, 3:1-6; Romans 3:23, 6:23*

## GOD RESCUES

However, God had a plan from the beginning for redemption—deliverance from sin. At the appointed time, God sent His Son who became flesh, took on human form, and lived among us. Only the sinless Son of God, Jesus, could be a sufficient sacrifice for the penalty of our sins. Out of love, He took our punishment through death on the cross and then rose again. We can do nothing to provide the remedy or the payment for our sin. We can never try hard enough, work long enough, or be good enough. Trusting in the completed work of Jesus is the only way.

*John 3:16; Romans 5:8; 2 Corinthians 5:21; Ephesians 2:8-9; Colossians 1:19-20; 1 Peter 3:18*

## WE DISCOVER

So how can we be restored to a relationship with God? You can actually rest assured that you don't need to do anything. In fact, you must understand that you can do nothing that would restore yourself to God. If you are striving for salvation, you are missing it. The great news is that God does all the work in salvation! When God gives you faith to believe, He changes your heart and you respond in repentance, turning away from sin and toward obedience to God. Call on His name and discover new life!

*Psalm 32:1-5; Psalm 51; Isaiah 45:22; Jeremiah 29:12-13; Matthew 11:28-30, 16:24; John 6:40, 14:6, 15; Acts 2:36-39; Romans 3:20, 8:1-4, 30, 10:8-10, 13; 1 John 2:1-6*

# OUR VISION

---

As part of the vision of The Shelby Kennedy Foundation, “to know God’s Word and make Him known,” the goal of the Discovery Journal is for each student to gain a right understanding of the Scriptures and then apply it to their lives so they may know the one true God as revealed in His Word. Our method of study is designed toward that end.

But even the best methods are unable to accomplish anything apart from the indwelling Holy Spirit, for He was sent to teach us all things (John 14:26). We are sobered, too, by the warning that knowledge puffs up, but love builds up (1 Cor. 8:1). Our hope for those embarking on this journey to discover eternal treasures is this:

*...that your love may abound more and more, with knowledge and all discernment, so that you may approve what is excellent, and so be pure and blameless for the day of Christ, filled with the fruit of righteousness that comes through Jesus Christ, to the glory and praise of God. –Philippians 1:9-11 (ESV)*

# GETTING STARTED

---

Welcome to *Getting Started*! Please don’t skip over this section; it contains information about the *Redeemed* Discovery Journal that you will need to know for a successful experience with this Bible study. We look forward to helping you learn and grow in the grace and knowledge of our Lord Jesus Christ (2 Peter 3:18).

## INTRODUCTION TO REDEEMED

What do you think of when you hear the word “redeem”? Do you think of reclaiming something that was lost? The word “redeem” or “redeemer” occurs twenty-two times in our short narrative of Ruth. As we study the book of Ruth in our *Redeemed* study, we’ll examine the kinsman-redeemer and see how our Redeemer, Jesus Christ, fulfills that role in our redemption.

God’s plan of redemption was designed long before the foundation of the world (Eph. 1:4; 1 Peter 1:19–20; Rev. 13:8). Even though sin entered the world through Adam and Eve, God promised One who would come from Eve and one day crush the head of the serpent (Gen. 3:15). Our Redeemer was both willing and able to redeem us—buy us back. Knowing more about who your Redeemer is will give you the confidence to trust Him in any circumstance.

The events of the book of Ruth take place in the dark days of the judges and even so, God is faithful. The Lord still works in the lives of His people as He loves, cares for, and provides for them. They, in turn, demonstrate their love and devotion to Him through their love and loyalty to each other.

Our heroine, Ruth, is a woman of faith, courage, loyalty, and virtue—truly a godly example. As a respected citizen of Bethlehem, our hero Boaz possesses valor, generosity, and integrity. He also handles legal matters with wisdom and honesty. You will come to appreciate both Ruth’s and Boaz’s godly attributes. Above all, their love and devotion to God is on full display.

From God’s promise in Genesis to the final fulfillment in Revelation, we see the evidence of His redemption plan accomplished through the work of Jesus Christ. Our prayer at the National Bible Bee is that you are redeemed by the blood of the Lamb, and ultimately, that you “know God’s Word and make Him known.” May the *Redeemed* study draw you closer to the Redeemer.

## **DISCOVERY JOURNAL OVERVIEW**

This Discovery Journal is gospel-focused. Scripture clearly reveals both the sinful condition of man and God’s triumphant plan for the redemption of mankind.

The *Redeemed* study includes eight units. Units 1–7 include a title page and a *Launch* page followed by five lessons, each with *Navigate* and *Explore* sections. Unit 8 is a review of Units 1–7, complete with quizzes.

### **TITLE PAGE**

The title page of each unit includes the unit’s Discovery Destination (each unit has a particular focus on how the redeemed should behave before God) and the Key Verses (the main point or message of the study passage).

## LAUNCH PAGE

The following elements are unique to the *Redeemed* study and are included in each unit. You will find an overview of each section on the *Launch* page to serve as an easy reference for you in your Bible study or review of each unit.

### **Prayer & Blessing**

The redeemed of the Lord are blessed by Him with many blessings in Christ (Eph. 1:3). Units 2-6 contain words of blessing spoken and prayed by the people in the book of Ruth. Who do you know who needs a special blessing from the Lord? Ask God to bless that person.

### **Background Study**

Each *Redeemed* Lesson 2 provides background information such as geography, culture, people groups, and history to bring life to the Bible study.

### **I AM**

Who does Jesus say He is? How important is it to know the Lord Jesus Christ? We will examine the seven I AM statements of Christ in the Gospel of John. Understanding what Christ taught and said about Himself in these metaphors shows us His purpose in coming to be the Savior of the world.

### **Christ the Kinsman-Redeemer**

The *Explore* memory passages are taken from Lesson 3 of each unit and focus on Christ, our Kinsman-Redeemer. These passages will give you a more in-depth understanding of Christ's redemptive work as our Kinsman-Redeemer and how He fulfills that role.

### **Discovery Destination**

How are redeemed people to live before God now that He has saved them? The Discovery Destination in each unit examines the behavior of the redeemed and answers this question. Godly character traits seen in the people of the book of Ruth will encourage us to follow their example.

### **The Song of the Redeemed**

The proper response of God's work of redemption is praise and worship of our Redeemer who has saved us. In this section, each psalm leads you in a time of thanksgiving, praise, and worship as you remember what the Lord has done for you.

## NAVIGATE

The *Navigate* section begins the study portion of each lesson in the Discovery Journal. You can complete this section in as little as twenty minutes. It includes a *Navigate* memory passage as well as a variety of study methods for unlocking the truth and discovering the treasures of God's Word.

## EXPLORE

The *Explore* section in each lesson takes the study to a deeper level and provides you with an opportunity to memorize an additional memory passage. You may complete it on the same day as the *Navigate* section or on another day.

## STUDY & MEMORY PASSAGES


The study passage for each unit is in the heading of each *Navigate* and *Explore* lesson. The study passage is the Bible text that you will cover during the lesson.

The memory passage is also in the heading of each lesson. There is a memory passage for the *Navigate* lesson and one for the *Explore* lesson. You should read and study your memory passages daily. All *Navigate* memory passages are taken from the study passage. *Explore* memory passages are taken from Lesson 3 of each unit, Christ the Kinsman-Redeemer.

## MATURE CONTENT

While all Scripture is inspired by God and is profitable for teaching (2 Tim. 3:16), we recognize that some content may not be suitable for younger children. We recommend that teachers pre-read lessons and Scripture passages to assess the maturity level of content before teaching.

In any section that we consider potentially inappropriate for younger readers, you will find a mature content notice similar to this:

 **Note to Teacher:** Pre-read Genesis 38 before you read it with your student; it contains mature content. If you so choose, skip to *Explore* Lesson 1.

## STUDY METHODS

To get the most out of the Bible study, you should read the book of Ruth over and over. As you work through each unit, read through the entire book of Ruth by reading approximately one chapter of Ruth during each lesson.

Both the *Navigate* and *Explore* sections in each unit include five lessons that help you dive into these methods of Bible study: *Read & Observe*, *Interpret*, *Apply*, and *Review*.

### READ & OBSERVE Lessons 1 & 2

You will read study passages and make observations about the passages by focusing on the following:

- Keywords
- Observation questions (the 5 Ws and an H questions: who, what, when, where, why, and how)
- Definitions
- Themes
- Compare/contrast information
- Word studies

**Note:** Some passages are long, and you may choose to listen to the passages instead of read them.

### Keywords

Keywords are important words that you will mark with a specific color. You'll use four colors—yellow, red, blue, and green—to help you answer questions and see important truths more readily. Each color focuses on a different area.

#### Keyword Marking Key

- = References to God (*yellow*)
- = References to mankind (*red*)
- = References to God's actions (*blue*)
- = References to places (*green*)

Here is an example of a keyword exercise:

**Read Acts 1:1-8. Mark these keywords, and then check the circles.**



○ Spirit/Ghost (*yellow*)

○ power (*blue*)

When you are asked to mark keywords, you should mark all forms of the keywords in your Bible. For example, if the instructions say, "read Acts 1:1-14 and mark the keyword **pray**," then you would mark any form of the word "pray," such as "prayed," "praying," "prayers," etc.

## Word Studies

A word study helps us to examine the meaning of a keyword in the original language of the Bible to better understand the Scriptures. In the Old Testament, the original language was Hebrew; in the New Testament, it was Greek. Word study information for the Discovery Journal is from a Bible study tool, *Strong's Exhaustive Concordance of the Bible* (referred to as *Strong's*), which includes the keyword, the *Strong's* number, the word in its original language, and its definition. Here is an example of a word study:

### Complete the tasks to study the word **Jesus**.

- Underline the *Strong's* number.                       Circle the Greek word.



Jesus (Acts 1:1)

*Strong's* #: G2424

Greek word: iēsous

*Strong's* Definition: the name of our Lord

## INTERPRET Lesson 3

Using the Bible to interpret Scripture, we will draw attention to man's condition and God's redemptive plan.

To accomplish this, the *Interpret* lesson uses various tools to arrive at a correct interpretation. The main goal is to use the Bible to interpret the Bible by studying the following:

- Context
- Cross-references (other Bible verses)
- Literary techniques
- Parallel passages (to compare and contrast biblical ideas)

## APPLY Lesson 4

The *Apply* lesson focuses on the application of a right understanding of God's Word by studying prayer, learning about godly behavior, and considering what you've learned and how you can apply it to your own life.

## REVIEW Lesson 5

The final lesson ends with a review that includes a coloring page and a variety of these activities: word scrambles, matching, fill-in-the-blank, true or false, and word searches.

## STUDY RESOURCES

To complete the study, you'll need these items:

- A Bible that can be highlighted (NASB, ESV, KJV, NKJV, or NIV)
- Bible highlighters
- Pencils or pens

## BEFORE YOU BEGIN

*Study to shew thyself approved unto God, a workman that needeth not to be ashamed, rightly dividing the word of truth. - 2 Timothy 2:15 (KJV)*

Studying God's Word is foundational to our Christian walk. The Bible is composed of sixty-six individual books, written by forty God-inspired authors over a span of 1,500 to 2,000 years. Read what Paul had to say about the Author of and the purposes for Scripture:

*All Scripture is inspired by God and beneficial for teaching, for rebuke, for correction, for training in righteousness. - 2 Timothy 3:16 (NASB)*

**But before you study, you must ask yourself this most important question...  
*Do I Believe?***

Exploration and study of the Bible first begins with your relationship with Jesus Christ—which is the greatest discovery you can make. That journey begins with recognizing that God is Creator and that you are created in His image (Gen. 1:27). Sin entered the world through the disobedience of man, which eternally separates us from a holy God.

Yet from the beginning of time, God had a plan for redemption—Jesus Christ (Gal. 4:4-5). Only the sinless Son of God could provide the payment for our sins by His death on the cross. It is God's grace, not our good works, that offers the gift of eternal life for those who trust in Christ (Eph. 2:8-9). As God gives you faith to believe, call on His name and discover new life in Christ with the promise to live eternally with Him (Rom. 10:8-10).

We pray that you have responded to God's call by believing in Jesus Christ as your Lord and Savior. Welcome now to the *Redeemed* study.

# UNIT 1

# *The Redeemed*

## DISCOVERY DESTINATION

All Have Sinned

## KEY VERSES

*Now it came to pass, in the days when the judges ruled, that there was a famine in the land. And a certain man of Bethlehem, Judah, went to dwell in the country of Moab, he and his wife and his two sons. -Ruth 1:1 (NKJV)*

# LAUNCH • UNIT 1

## OVERVIEW

Ruth is the story of redemption and of a faithful God who works providentially in the lives of His people.

- **PRAYER & BLESSING**  
Numbers 6:24-26
- **BACKGROUND STUDY**  
People Groups: Israelites and Moabites
- **I AM**  
The Lord: Exodus 3:13-15
- **CHRIST THE KINSMAN-REDEEMER**  
Man Needs a Savior: Romans 5:12-21
- **DISCOVERY DESTINATION**  
All Have Sinned: Genesis 3:1-24
- **THE SONG OF THE REDEEMED**  
The Lord, My Rock and My Redeemer: Psalm 19:14

## STUDY PASSAGE

Ruth 1:1-5



## NAVIGATE MEMORY PASSAGE

Ruth 1:1



## EXPLORE MEMORY PASSAGE

Romans 5:12-13

## KEY VERSES

Ruth 1:1

## REDEEMED KEY PASSAGE

*Then the women said to Naomi, "Blessed be the LORD, who has not left you this day without a redeemer, and may his name be renowned in Israel!"*

-Ruth 4:14 (ESV)



Key Verses



Keywords



Word Studies



Definitions



Geography



# PRAYER & BLESSING • UNIT 1

The book of Ruth is unique because it is filled with people giving blessings to others. As we study through the *Redeemed* Discovery Journal, we will begin each day by praying blessings over others.

*Blessing*

*The LORD bless you and keep you; the LORD make his face to shine upon you and be gracious to you; the LORD lift up his countenance upon you and give you peace.*

-Numbers 6:24-26 (ESV)

**Each day, complete a task and then check the box.**

Day 1  **Read the blessing.**

Day 2  **Read the blessing and pray the blessing over a family member. Write his or her name on the line.**

---

Day 3  **Read the blessing and pray the blessing over a friend. Write his or her name on the line.**

---

Day 4  **Read the blessing and pray the blessing over someone in leadership at church, in school, or in government. Write his or her name on the line.**

---

Day 5  **Write the blessing of Numbers 6:24-26 on the lines.**

---

---

---

---



# NAVIGATE • UNIT 1, LESSON 1

Read & Observe | Study Passage: Ruth 1:1-5 | Memory Passage: Ruth 1:1

Ruth is a historical narrative that tells the story of Naomi from Bethlehem and Ruth the Moabitess and their future kinsman-redeemer, Boaz. It also reveals the story of Jesus Christ as the Redeemer, who is lovingly involved in the lives of His people, the redeemed. **Read this definition of “redeem.”**

**=** **redeem** to buy something back

## READ • Ruth 1

**🔑** Read chapter 1 of Ruth. Then go back and reread Ruth 1:1-5 (the Unit 1 study passage) and highlight the key verse, Ruth 1:1.

## OBSERVE • Keywords, Word Studies & Observation Questions

In your Bible, mark this keyword in Ruth 1 using the color in parentheses. Check the circle when you are finished.

**🔑**  LORD (yellow)

Complete the tasks to study the word **LORD**.

Underline the *Strong's* number.

Circle the Hebrew word.

**🔍** **LORD (Ruth 1:6)** *Strong's* #: H3068 Hebrew word: Y<sup>h</sup>ōvâ

*Strong's* Definition: (the) self-Existent or Eternal; Jehovah, Jewish national name of God

Reread Ruth 1:1-5. What questions come up as you read? *Who? What? When? Where? Why?* and *How?* **Use the study passage to answer the following observation questions.**

1. What happened in the land of Bethlehem?

Famine       Abundance of food       Danger

2. Where did Elimelech, his wife, and their sons go?

Jerusalem       Moab       Judah

## MEMORY PASSAGE • Ruth 1:1

In your Bible, highlight or underline the *Navigate* memory passage. There are many ways to memorize a verse. Turn to page 115 to see fun ideas for memorizing verses. Remember to study your *Navigate* memory passage daily.



# EXPLORE • UNIT 1, LESSON 1

Read & Observe | Study Passage: Ruth 1:1-5 | Memory Passage: Romans 5:12-13

## READ • Ruth 1:1-5

The *Explore* lesson takes a more in-depth look into the Word of God. **Reread Ruth 1:1-5 and observe the names of people.** Another way to observe a passage is to define words you may not know.

## OBSERVE • Definitions, Word Studies & Observation Questions

The meanings of names in the Bible are important. **Read the definitions of these names.**

- Elimelech** my God is king
- Naomi** beautiful; agreeable

Complete the tasks to study the word **Ruth**.

- Underline the definition.
- Circle the Hebrew word.

**Ruth (Ruth 1:4)** Strong's #: H7327 Hebrew word: rût  
 Strong's Definition: friend; Ruth, a Moabitess

What are the names of Naomi and Elimelech's sons who died in Moab? **Write their names on the memorial stones.**



Unscramble the words to discover the names of Mahlon's and Chilion's wives.

tuRh Ruth pOrha Orpah

## MEMORY PASSAGE • Romans 5:12-13

In your Bible, highlight or underline the *Explore* memory passage. Remember to study your *Explore* memory passage daily.



# NAVIGATE • UNIT 1, LESSON 2

Read & Observe | Study Passage: Ruth 1:1-5 | Memory Passage: Ruth 1:1

## READ • Ruth 2

As you read, pay attention to the names of the people and places.

Mark the keyword **LORD** in Ruth 2. Check the circle when you are finished.



LORD (yellow)

## BACKGROUND STUDY • People Groups: Israelites and Moabites

Every unit will include a background lesson to help us understand what life was like when Ruth lived. The book of Ruth describes two different people groups, the Israelites and the Moabites. **Read the references and fill in the blanks to complete two facts about each group.**

Israelites	Moabites
<ul style="list-style-type: none"> <li>This nation began with <b>Abram</b>. (Gen. 12:1)</li> <li>They were chosen by God to be a <b>holy</b> people. (Deut. 7:6)</li> </ul>	<ul style="list-style-type: none"> <li>This nation worshiped the false god of <b>Chemosh</b>. (1 Kings 11:7)</li> <li>They oppressed Israel for <b>eighteen</b> years. (Judg. 3:14)</li> </ul>

Mark the keywords **famine** and **Bethlehem/Bethlehemjudah** in Ruth 1:1.



famine (red)

Bethlehem/Bethlehemjudah (green)

Complete the tasks to study the word **Bethlehem**.

Underline the *Strong's* number.

Circle the Hebrew word.



**Bethlehem/  
Bethlehemjudah (Ruth 1:1)**

*Strong's* #: H1035 Hebrew word: bêṭ leḥem

*Strong's* Definition: house of bread; Beth-Lechem, a place in Palestine



**famine** a situation in which many people do not have enough food to eat



Where would you have chosen to live?

Moab

Bethlehem





# EXPLORE • UNIT 1, LESSON 2

Read & Observe | Study Passage: Ruth 1:1-5 | Memory Passage: Romans 5:12-13

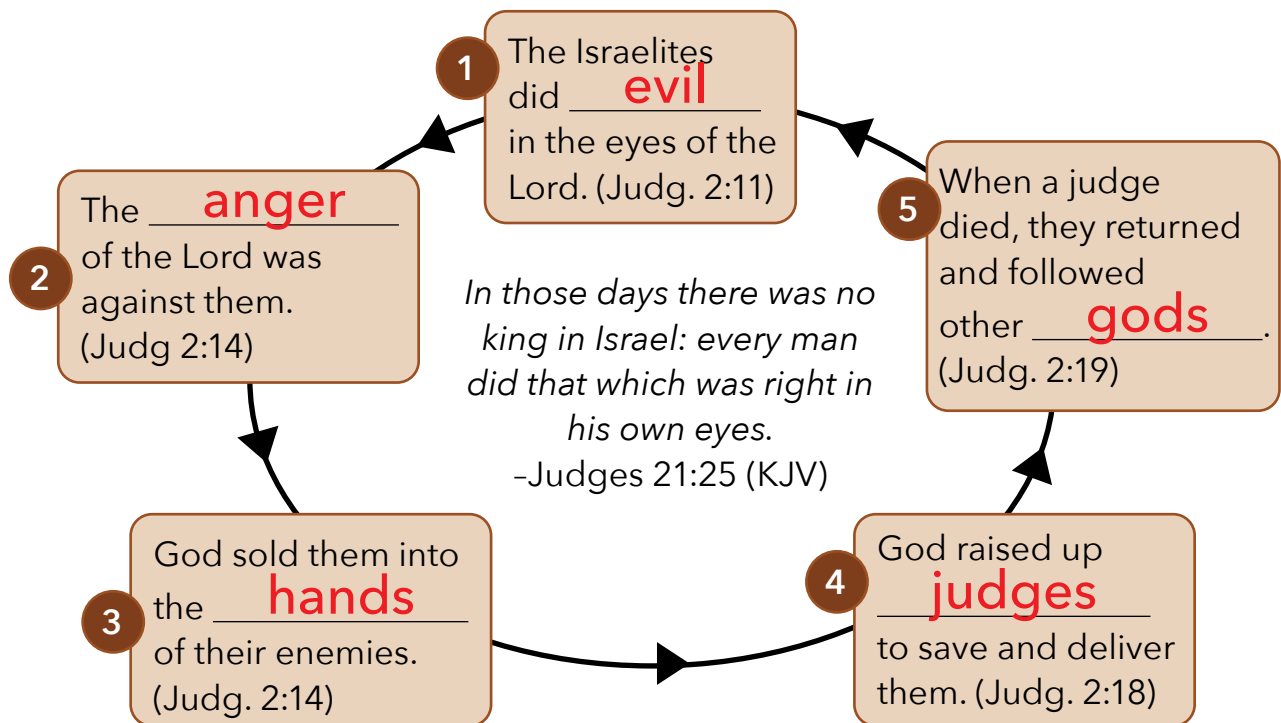
## READ • Ruth 1:1-5

As you read, underline *when* the book of Ruth took place.

## OBSERVE • Observation Questions

Let's observe some passages in the book of Judges so we can see what life was like during "the days when the judges ruled" (Ruth 1:1 KJV).

1. Read Judges 21:25 to see what life was like when the Israelites had no king.
2. Read Judges 2:11-19 to see how the Israelites repeated the cycle of sin even when God gave them judges to protect them.
3. Begin at number 1 and fill in the blanks. Follow the arrows to see the Israelites' repeated sinful behavior. (Hint: the references will help you.)



4. Cross out the numbers below, leaving letters that form a word. Write the words on the blank lines.

~~1~~ ~~6~~ ~~D~~ ~~9~~ ~~2~~ ~~1~~ ~~5~~ ~~4~~ ~~S~~ ~~8~~ ~~2~~ ~~O~~ ~~3~~ ~~B~~ ~~5~~ ~~6~~ ~~E~~ ~~7~~ ~~3~~ ~~D~~ ~~9~~ ~~2~~ ~~1~~ ~~4~~ ~~E~~ ~~6~~ ~~5~~ ~~N~~ ~~2~~ ~~T~~

God's people were DISOBEDIENT during the years the judges ruled.

~~9~~ ~~2~~ ~~D~~ ~~5~~ ~~3~~ ~~E~~ ~~2~~ ~~5~~ ~~L~~ ~~8~~ ~~1~~ ~~9~~ ~~V~~ ~~7~~ ~~6~~ ~~E~~ ~~4~~ ~~R~~ ~~2~~ ~~E~~ ~~3~~ ~~R~~ ~~8~~

They were in need of a DELIVERER. God was faithful and He had a plan.



# NAVIGATE • UNIT 1, LESSON 3

Interpret | Study Passage: Ruth 1:1-5 | Memory Passage: Ruth 1:1

## READ • Ruth 3

Read Ruth 3 to continue through the book of Ruth.

Mark the keyword in Ruth 3. Check the circle when you are finished.




LORD (yellow)

## I AM • The Lord: Exodus 3:13-15

In the Bible, God has different names for Himself, and the meaning of each name teaches us about God and who He is.

Read Exodus 3:13-15 to find out who God says He is. In Exodus 3:14, who does God say He is? Write it in the speech bubble.



Jehovah is a Hebrew name that literally means "Lord." The names of God in the Bible help us see His character traits. **Read the references below, and then trace the line from the name of God to its meaning.**

### Genesis 22:8, 13-14

Jehovah-Jireh

The Lord, your Redeemer

### Judges 6:22-24


Jehovah-Shalom

The Lord will provide

### Isaiah 44:24

Jehovah-Ga'al

The Lord sends peace





# EXPLORE • UNIT 1, LESSON 3

Interpret | Study Passage: Ruth 1:1-5 | Memory Passage: Romans 5:12-13

## CHRIST THE KINSMAN-REDEEMER • Man Needs a Savior: Romans 5:12-21 Read Romans 5:12-21.

These verses explain how we are all affected by Adam’s sin and separated from God. They also explain how Jesus, our Kinsman-Redeemer, gives a gift of grace to those who believe by faith in Christ and in His death, burial, and resurrection. Jesus, our Kinsman-Redeemer, who paid our debt of sin, is the focus in each *Explore* Lesson 3.

**Read each statement and decide which ones represent Adam and which ones represent Jesus, our Kinsman-Redeemer. Draw a line from each statement to either Adam or the cross.**

One act of obedience

One act of disobedience

Sin and death entered the world

Free gift of grace

Many will be made righteous

Death spread to all men

Adam disobeyed God. Because Adam sinned, we are all born into sin. But Jesus our Redeemer was obedient, and He paid the price for our sins.

**Read Romans 5:6-10 and answer the questions.**

1. What did God demonstrate toward us? His love
2. What act did Christ do to show His love for us? He died for us
3. In Christ, what are we saved from? The wrath of God
4. Do we have the strength to save ourselves? No



# NAVIGATE • UNIT 1, LESSON 4

Apply | Study Passage: Ruth 1:1-5 | Memory Passage: Ruth 1:1

## DISCOVERY DESTINATION • Man Sinned: Genesis 3:1-24

### READ • Ruth 4

Mark these keywords in Ruth 4. Check the circles when you are finished.



LORD (*yellow*)

redeem (*blue*)



**sin**


an action that is considered to be wrong according to religious or moral law

**Read Genesis 3:1-24.** This passage of Scripture tells us about the sin of Adam, which affected all of us. **Number these sentences in the order that they happened.**

- 3   The man and the woman knew that they had disobeyed, so they hid from God.
- 1   The serpent told the woman that she would not die if she ate from the tree in the middle of the garden.
- 4   The man and the woman were thrown out of the garden.
- 2   The woman ate some of the fruit and gave some to her husband.

The picture below shows the sin of Adam and Eve. **Use the color code to color the picture that portrays their disobedience.**

1 - blue   2 - green   3 - brown   4 - tan   5 - red   6 - yellow



Have you ever tried to hide something you did wrong?  Yes  No

Were you able to hide your sin from God?  Yes  No



# EXPLORE • UNIT 1, LESSON 4

Apply | Study Passage: Ruth 1:1-5 | Memory Passage: Romans 5:12-13

## THE SONG OF THE REDEEMED • The Lord, My Rock and My Redeemer: Psalm 19:14

In each unit, we will study a passage of Scripture about how the redeemed (believers) praise God for what He has done. Praising God is an important part of worship.

In Psalm 19, David praises God for both His creation and His Word. **Read Psalm 19:14.** Trace the words, and then color the border using the color code.

1 = yellow   2 = blue   3 = green   4 = orange   5 = purple

May the words of  
my mouth and the  
meditation of my heart  
be acceptable in  
Your sight, LORD,  
my  
*rock*  
and my  
*Redeemer.*

Psalm 19:14 (NASB)



# NAVIGATE • UNIT 1, LESSON 5

Review | Study Passage: Ruth 1:1-5 | Memory Passage: Ruth 1:1

Color the picture of Elimelech and his family traveling to Moab as they leave Bethlehem and the famine behind.



## KNOW GOD'S WORD AND MAKE HIM KNOWN

Recite your memory passage, Ruth 1:1, and then trace the statement below.

*Jesus is our Redeemer.*



# EXPLORE • UNIT 1, LESSON 5

Review | Study Passage: Ruth 1:1-5 | Memory Passage: Romans 5:12-13


Review Unit 1 by completing the crossword puzzle. Go back over the lessons to help you find the answers.

## ACROSS

- 4. The Lord is our strength and our \_\_\_\_\_. (Psalm 19:14)
- 6. Where Adam and Eve first sinned
- 7. No food for a long time

## DOWN

- 1. What all have done to come short of the glory of God
- 2. The meaning of the name "Ruth"
- 3. "House of bread"
- 5. Where Elimelech and his family went to escape the famine
- 8. The person whose name means "beautiful"



### KNOW GOD'S WORD AND MAKE HIM KNOWN

Recite your memory passage, Romans 5:12-13. When Adam sinned, spiritual death for all mankind entered the world. The only way to escape that death is to believe in your heart that God raised Jesus from the dead and declare that Jesus is Lord of your life.

Have you recognized that you need a Savior and believed that Jesus died on the cross for you?

---



## UNIT 2

# The Redeemer Is Almighty

### DISCOVERY DESTINATION

The Redeemed Repent

### KEY VERSES

*But Ruth said, "Do not urge me to leave you or to return from following you. For where you go I will go, and where you lodge I will lodge. Your people shall be my people, and your God my God. Where you die I will die, and there will I be buried. May the LORD do so to me and more also if anything but death parts me from you." -Ruth 1:16-17 (ESV)*

# LAUNCH • UNIT 2

## OVERVIEW

Our Almighty God has the power to save. His desire is that we repent from sin and turn and follow Him.

- **PRAYER & BLESSING**  
Ruth 1:8b-9
- **BACKGROUND STUDY**  
Geography: Journey from Bethlehem to Moab
- **I AM**  
The Light of the World: John 8:12
- **CHRIST THE KINSMAN-REDEEMER**  
God Established a Covenant:  
Genesis 17:1-8
- **DISCOVERY DESTINATION**  
The Redeemed Repent: 1  
Thessalonians 1:9-10
- **THE SONG OF THE REDEEMED**  
Forgiven: Psalm 32:1

## STUDY PASSAGE

Ruth 1:6-22



## NAVIGATE MEMORY PASSAGE

Ruth 1:16-17



## EXPLORE MEMORY PASSAGE

Genesis 17:6-7

## KEY VERSES

Ruth 1:16-17



Key Verses



Keywords



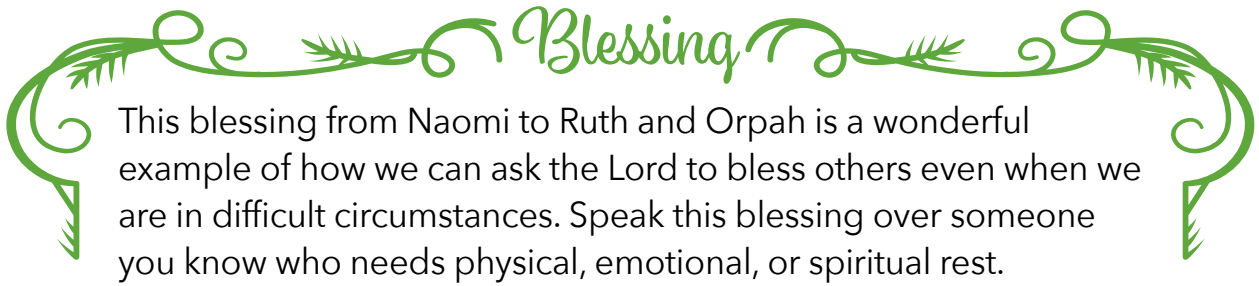
Word Studies



Definitions



Geography



This blessing from Naomi to Ruth and Orpah is a wonderful example of how we can ask the Lord to bless others even when we are in difficult circumstances. Speak this blessing over someone you know who needs physical, emotional, or spiritual rest.

*The LORD deal kindly with you, as you have dealt with the dead and with me. The LORD grant that you may find rest, each in the house of her husband. -Ruth 1:8b-9 (NKJV)*

**Each day, complete a task and then check the box.**

Day 1  **Read the blessing.**

Day 2  **Read the blessing and pray the blessing over a family member. Write his or her name on the line.**

---

Day 3  **Read the blessing and pray the blessing over a friend. Write his or her name on the line.**

---

Day 4  **Read the blessing and pray the blessing over someone in leadership at church, in school, or in government. Write his or her name on the line.**

---

Day 5  **Write the blessing of Ruth 1:8b-9 on the lines.**

---

---

---

---

---



# NAVIGATE • UNIT 2, LESSON 1

Read & Observe | Study Passage: Ruth 1:6-22 | Memory Passage: Ruth 1:16-17

Remember to read through the entire book of Ruth again as you study the unit. You might read one chapter per lesson, as you did in Unit 1.

## READ • Ruth 1:6-22

Read Ruth 1:6-22, and follow Naomi and Ruth on their journey from Moab to Bethlehem.

As you read, highlight your key verses for this unit, Ruth 1:16-17.

## OBSERVE • Keywords, Word Studies & Observation Questions

In Unit 2, we will learn about God as our Almighty Redeemer. God helped Naomi through difficult times and allowed her to see His power through the kindness of her daughter-in-law Ruth.

Mark these keywords in Ruth 1:6-22. Check the circles when you are finished.

kindly/kindness (blue)       Almighty (yellow)

Complete the tasks to study the word **kindly/kindness**.

- Underline the *Strong's* number.       Circle the Hebrew word.

**kindly/kindness (Ruth 1:8)**      *Strong's* #: H2617      Hebrew word: hesed

*Strong's* Definition: kindness; by implication (towards God) piety; rarely (by opposition) reproof, or (subjectively) beauty

**almighty**      having complete power

Ten years passed, and Naomi decided to leave Moab and return to her country because she had heard that the Lord had given His people food. **Answer the following observation questions.**

- What is the name of the land where Naomi was returning from?
 

Moab       Jerusalem       Judah       Egypt
- Where did Naomi return to in the land of Judah?
 

Moab       Bethlehem       Jerusalem       Eden
- What does Naomi call the Lord in verse 21?
 

God       Messiah       Redeemer       Almighty
- In what season did Naomi arrive in Bethlehem (v. 22)?
 

Plowing       Planting       Harvest       Winnowing



# EXPLORE • UNIT 2, LESSON 1

Read & Observe | Study Passage: Ruth 1:6-22 | Memory Passage: Genesis 17:6-7

## READ • Ruth 1:6-22

More than half of the book of Ruth is dialogue. In Ruth 1:6-22, the author chooses to show the character traits of the women through their conversation.

## OBSERVE • Definitions & Observation Questions



**dialogue**

things that are said by the characters in a story

The actions and dialogue of Naomi, Ruth, and Orpah show the ladies' feelings and character.

**Who said or did it? Draw a line from the woman to her words or actions.**

She wept, kissed her mother-in-law,  
and returned to her people.

"May the LORD grant you rest."

"Don't plead or urge me to leave you."

"Go, return to your mothers' houses."

"May the LORD deal kindly with you."

"I am too old to marry again."

Naomi



Orpah



Ruth



**Read the moving poem below that shows Ruth's commitment to Naomi and God.** Notice that this is a paraphrase of your *Navigate* memory passage.



*Do not press me to leave you, to turn  
back from following you.*

*For wherever you travel I will travel; and  
wherever you stay, I will stay.*

*Your people will be my people, and your God, my God.*

*Where you die, I will die, and there shall I be buried.*

*Thus may Jehovah do to me and more also—nothing  
but death will separate me from you!*



# NAVIGATE • UNIT 2, LESSON 2

Read & Observe | Study Passage: Ruth 1:6-22 | Memory Passage: Ruth 1:16-17

## READ • Ruth 1:6-22

As you read, notice the names of the places in this passage.

Mark these keywords, and then check the circles when you are finished.



Moab (green)

Bethlehem (green)

## BACKGROUND STUDY • Geography: Journey from Bethlehem to Moab

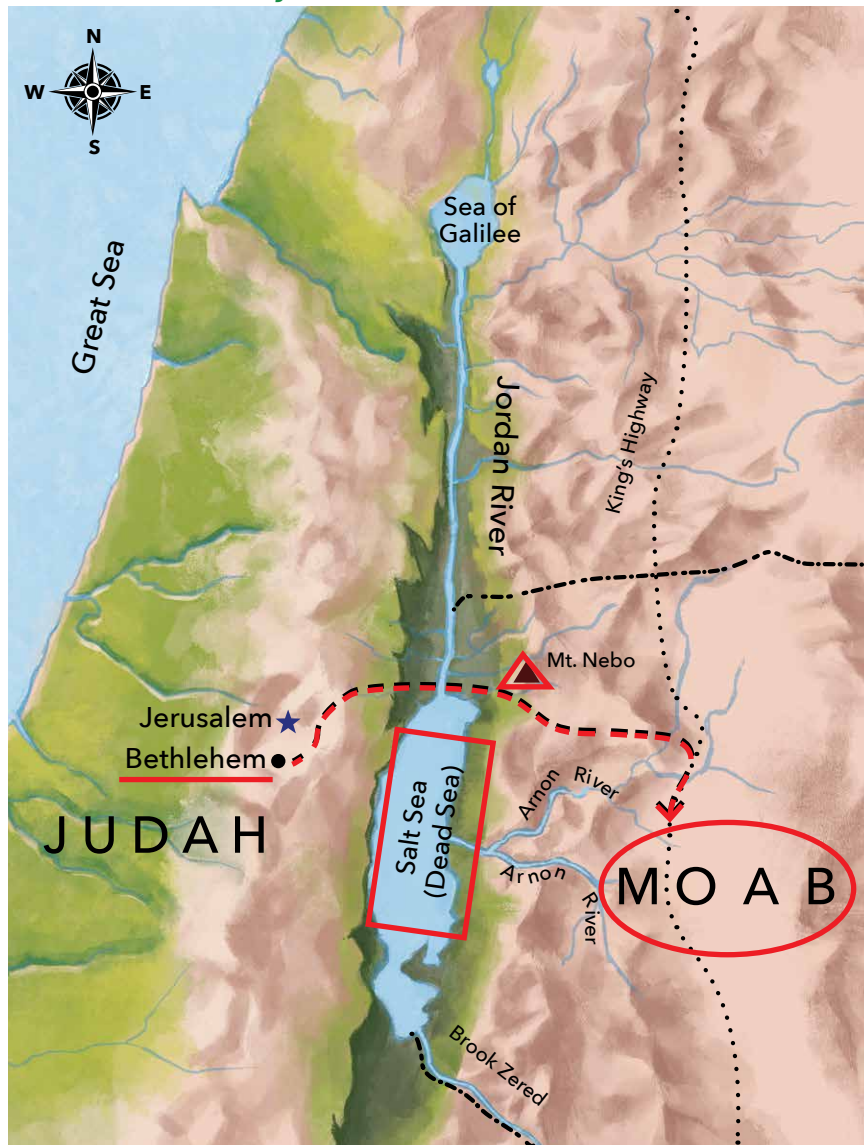
The book of Ruth begins with Naomi and her family leaving Bethlehem and going to Moab because of a famine in Bethlehem. Ten years later, when Naomi heard that the Lord provided food for His people, she and Ruth returned to the “house of bread.” The map shows the route of their journey from Bethlehem to Moab.



Look at the map and follow the directions.

1. In red, trace the dotted line of the route that Elimelech’s family took from Bethlehem to Moab.
2. Draw a triangle around the mountain they passed.
3. Underline the city that Elimelech’s family left.
4. Circle the name of the country that the family traveled to.
5. Draw a rectangle around the name of the sea that separates Moab and Judah.

### Journey from Bethlehem to Moab





# EXPLORE • UNIT 2, LESSON 2

Read & Observe | Study Passage: Ruth 1:6-22 | Memory Passage: Genesis 17:6-7

## READ • Ruth 1:6-22

Reread the study passage and notice that Naomi is afflicted, bitter, and in need of encouragement and comfort.

## OBSERVE • Keywords, Word Studies & Observation Questions

Mark the keyword **hope** in verse 12. Naomi needed hope. Check the circle when you are finished.



hope (blue)

Complete the tasks to study the word **hope**.

Underline the Strong's number.

Circle the Hebrew word.



hope (Ruth 1:12)

Strong's #: H8615

Hebrew word: tiqvâ

Strong's Definition: literally a cord (as an attachment); figuratively, expectancy

Reread verses 19-21.

1. What did the women ask among themselves? Is this Naomi?
2. What did Naomi ask the women to call her? Mara
3. Why did Naomi request that name? AWV. Her life was bitter; she went out full and the Lord brought her back empty.



**Mara**

Marah, bitter; bitterness



Read the following verse and color the keyword **returned**.

So Naomi **returned**, and Ruth the Moabite her daughter-in-law with her, who **returned** from the country of Moab. Now they came to Bethlehem at the beginning of barley harvest. -Ruth 1:22 (NKJV)

Because Naomi lost her husband and her sons in Moab, she and Ruth returned home to Bethlehem where Naomi would find hope and comfort.

Which one of these passages reminds us that God comforts us in our afflictions?

Job 1:21

Psalm 119:67-68

2 Corinthians 1:3-4



# NAVIGATE • UNIT 2, LESSON 3

Interpret | Study Passage: Ruth 1:6-22 | Memory Passage: Ruth 1:16-17

## I AM • The Light of the World: John 8:12

In each unit, we will study an I AM metaphor of Jesus Christ.



**metaphor**

a word or phrase for one thing used to refer to another thing in order to show or suggest that they are similar

Read John 8:12 (NIV) and underline Jesus' words, "I am the light of the world."

"When Jesus spoke again to the people, he said, "I am the light of the world. Whoever follows me will never walk in darkness, but will have the light of life."

In the picture, a Christian boy and girl in a busy city are being God's light. Different lights are hidden in the city. **Color the children, and then find and color all the hidden lights.** (Hint: There are two of each type of light).





# EXPLORE • UNIT 2, LESSON 3

Interpret | Study Passage: Ruth 1:6-22 | Memory Passage: Genesis 17:6-7

## CHRIST THE KINSMAN-REDEEMER • God Established a Covenant:

Genesis 17:1-8

Read Genesis 17:1-8. Mark the keyword **covenant**, and then check the circle.



covenant (blue)

Complete the tasks to study the word **covenant**.

Underline the *Strong's* number.

Circle the Hebrew word.



covenant (Gen. 17:2)

Strong's #: H1285

Hebrew word: b<sup>o</sup>rîṭ

Strong's Definition: a compact (made by passing between pieces of flesh)

Number the events in the order they were told in Genesis 17:1-8.



2 Abram fell on his face before God's voice.

1 "I am God Almighty."

4 God made a covenant with Abraham's descendants.

3 God made a covenant with Abram and changed his name to Abraham.

You might wonder, *Do I also have the blessing of God's covenant that He made with Abraham?*

Read the wonderful promise below and underline the part of the verse that tells us who Abraham's descendants are.

And if you belong to Christ, then you are Abraham's descendants, heirs according to promise. -Galatians 3:29 (NASB)





# NAVIGATE • UNIT 2, LESSON 4

Apply | Study Passage: Ruth 1:6-22 | Memory Passage: Ruth 1:16-17

## DISCOVERY DESTINATION • The Redeemed Repent: 1 Thessalonians 1:9-10

After studying about almighty God, how should we respond? The Discovery Destination for Unit 2, "The Redeemed Repent," is a good place to start.

= **repent** to turn from sin

Read 1 Thessalonians 1:9-10. Put the actions of the Thessalonians and Jesus in the order they are described in the verses.

- 2   They served the living and true God.
- 4   Jesus delivered us from the coming wrath.
- 1   They turned to God from idols.
- 3   They waited for His Son from heaven.



Look up the cross-references and use the Redeemed cipher (see p. 116) to fill in the blanks about repentance.

Reference	Statements about Repentance
Luke 13:3	Unless you repent, you will <u>p e r i s h</u> . 
2 Corinthians 7:9-10	Godly sorrow produces repentance that leads to <u>s a l v a t i o n</u> . 
2 Peter 3:9	God is patient, wishing for all to come to <u>r e p e n t a n c e</u> . 

Have you truly repented and turned from sin to God?  Yes  No

Are you following the Lord Jesus Christ?  Yes  No

Spend time in prayer thanking the Lord for His goodness in sending the Savior, the Lord Jesus Christ, to save you from your sin. Know that when you confess your sins, God is faithful and just to forgive your sins and to cleanse you from all unrighteousness (1 John 1:9).



# EXPLORE • UNIT 2, LESSON 4

Apply | Study Passage: Ruth 1:6-22 | Memory Passage: Genesis 17:6-7

## THE SONG OF THE REDEEMED • Forgiven: Psalm 32:1

Psalm 32 is known as a wisdom chapter. The wisdom in the psalm is that the redeemed are forgiven—our sins are covered by the blood of Jesus. **Read Psalm 32:1. Trace the words, and then color the border using the color code.**

1 = yellow   2 = blue   3 = green   4 = orange   5 = purple

How blessed is he  
whose wrongdoing is

*forgiven,*

whose sin is

*covered!*

Psalm 32:1 (NASB)





# NAVIGATE • UNIT 2, LESSON 5

Review | Study Passage: Ruth 1:6-22 | Memory Passage: Ruth 1:16-17

Color the picture below, which illustrates Ruth's devotion to Naomi.



## KNOW GOD'S WORD AND MAKE HIM KNOWN

Recite your memory passage, Ruth 1:16-17, and trace the statement below.

*The redeemed repent.*



# EXPLORE • UNIT 2, LESSON 5

Review | Study Passage: Ruth 1:6-22 | Memory Passage: Genesis 17:6-7

Review the study passage, memory passages, lessons, word studies, and definitions, and then answer these questions.

### True or False

- T 1. Naomi says she is too old to have sons for Ruth and Orpah to marry.
- F 2. Naomi says she is one who is blessed of the Lord.
- F 3. Naomi says she has returned to Bethlehem full.
- T 4. God promised Abraham the land of Canaan and many descendants.
- T 5. God has compassion on those who are afflicted.

### Find the words in the word bank.

Mara    repent    hesed  
 devotion    almighty  
 harvest    returned    covenant

D	W	O	R	C	A	H	Y	U	V	N	
E	J	D	W	E	R	L	T	E	N	Y	E
V	C	Z	E	A	T	H	L	J	S	T	D
O	O	U	M	L	G	U	I	C	D	E	H
T	V	R	T	I	M	S	R	Z	K	H	D
I	E	X	M	P	C	E	H	N	P	S	B
O	N	L	B	L	Y	T	K	N	E	A	B
N	A	H	A	R	V	E	S	T	I	D	X
E	N	J	J	R	E	P	E	N	T	X	T
I	T	T	K	S	F	D	R	F	P	P	T
Y	F	E	U	K	Q	S	M	W	K	H	J
A	C	J	A	M	O	M	S	T	G	C	D

### KNOW GOD'S WORD AND MAKE HIM KNOWN

Recite your memory passage, Genesis 17:6-7. God has the power to redeem us so that we can be people of God. We have the light of life and do not have to live a life in darkness.

*Let your light so shine before men, that they may see your good works, and glorify your Father which is in heaven. -Matthew 5:16 (KJV)*

How can you shine God's light to others around you?

\_\_\_\_\_



## UNIT 3

# The Redeemer Provides

### DISCOVERY DESTINATION

The Redeemed Bless

### KEY VERSES

*Boaz replied, "I've been told all about what you have done for your mother-in-law since the death of your husband—how you left your father and mother and your homeland and came to live with a people you did not know before. May the LORD repay you for what you have done. May you be richly rewarded by the LORD, the God of Israel, under whose wings you have come to take refuge." -Ruth 2:11-12 (NIV)*

# LAUNCH • UNIT 3

## OVERVIEW

The Lord graciously provides for His people. In turn, those who belong to Him care for and bless others.

- **PRAYER & BLESSING**  
Ruth 2:12
- **BACKGROUND STUDY**  
Culture: Grain Harvests
- **I AM**  
The Bread of Life: John 6:32-51
- **CHRIST THE KINSMAN-REDEEMER**  
The Lord's Passover: Exodus 12:1-14
- **DISCOVERY DESTINATION**  
The Redeemed Bless: Romans 12:9-21
- **THE SONG OF THE REDEEMED**  
A Psalm of Thanksgiving: Psalm 100:4

## STUDY PASSAGE

Ruth 2:1-23



## NAVIGATE MEMORY PASSAGE

Ruth 2:12-13



## EXPLORE MEMORY PASSAGE

Exodus 12:13-14

## KEY VERSES

Ruth 2:11-12



Key Verses



Keywords



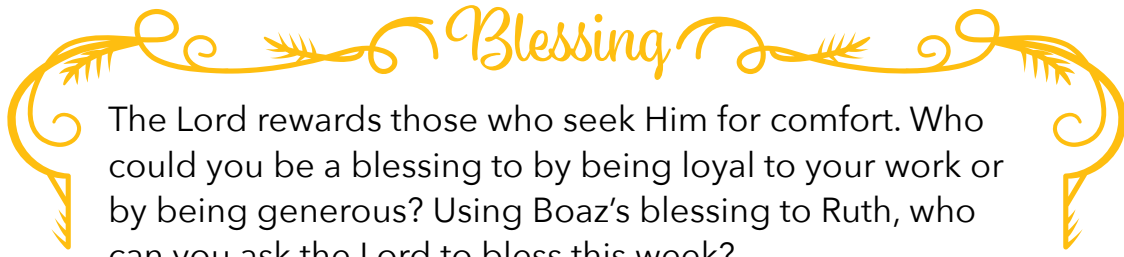
Word Studies



Definitions



Geography



The Lord rewards those who seek Him for comfort. Who could you be a blessing to by being loyal to your work or by being generous? Using Boaz's blessing to Ruth, who can you ask the Lord to bless this week?

*May the LORD reward your work, and may your wages be full from the LORD, the God of Israel, under whose wings you have come to take refuge. -Ruth 2:12 (NASB)*

**Each day, complete a task and then check the box.**

Day 1  **Read the blessing.**

Day 2  **Read the blessing and pray the blessing over a family member. Write his or her name on the line.**

---

Day 3  **Read the blessing and pray the blessing over a friend. Write his or her name on the line.**

---

Day 4  **Read the blessing and pray the blessing over someone in leadership at church, in school, or in government. Write his or her name on the line.**

---

Day 5  **Write the blessing of Ruth 2:12 on the lines.**

---

---

---

---

---



# NAVIGATE • UNIT 3, LESSON 1

Read & Observe | Study Passage: Ruth 2:1-23 | Memory Passage: Ruth 2:12-13

## READ • Ruth 2:1-23

Read Ruth 2:1-23. Observe the new man who is introduced in this passage.

As you read, highlight your key verses for this unit, Ruth 2:11-12.

## OBSERVE • Keywords, Word Studies & Observation Questions

Who is the new man introduced in the study passage? Boaz

Whose field did Ruth go to? Boaz's

What does "Boaz" mean and what do the reapers do in his field? Read the definitions.

**Boaz** in strength

**glean** gather leftover grain

Mark these keywords in the study passage, and then check the circles.

bless (*blue*)       redeemers/next kinsmen/close relatives/guardian-redeemers (*blue*)

Complete the tasks to study the word **redeemers/next kinsmen/close relatives/guardian-redeemers**.

Underline the definition.

Circle the Hebrew word.

**redeemers/next kinsmen/close relatives/guardian-redeemers (Ruth 2:20)**      Strong's #: H1350  
Hebrew word: gā'al

*Strong's Definition:* a primitive root, to redeem (according to the Oriental law of kinship), i.e. to be the next of kin (and as such to buy back a relative's property, marry his widow, etc.)

Unscramble the words to complete the sentences and find out what chapter 2 tells us about Boaz.

### Who Am I?

I am a **ci**rh \_\_\_\_\_ **rich** \_\_\_\_\_ man.

I own a **rb**alye \_\_\_\_\_ **barley** \_\_\_\_\_ field near Bethlehem.

I am from the family of **ee**Hillcm \_\_\_\_\_ **Elimelech** \_\_\_\_\_.

I am a **te**alevir \_\_\_\_\_ **relative** \_\_\_\_\_ of Naomi.





# EXPLORE • UNIT 3, LESSON 1

Read & Observe | Study Passage: Ruth 2:1-23 | Memory Passage: Exodus 12:13-14

## READ • Ruth 2:1-23

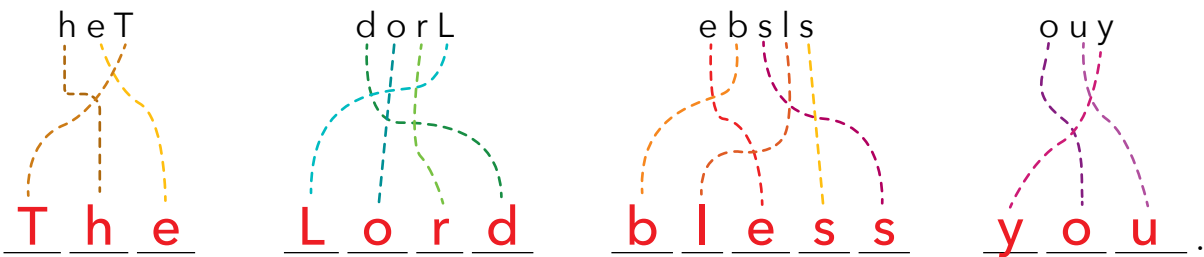
This study passage shows how Boaz, the owner of the field, provides for Ruth and blesses her. **As you read, observe the conversation between Boaz and his servants.**

## OBSERVE • Observation Questions

What blessing did Boaz give his servants as he approached the field (v. 4)?  
**"May/The Lord be with you."**

This statement shows us Boaz's character; he was a caring man.

Follow the dotted lines and write the letters on the blanks to complete the servants' response to Boaz.



The servants' response showed their respect for Boaz.

As the owner of the field, Boaz gave instructions to several people. **Read verses 8-9 and 15-16. Draw a line from Boaz's instructions to those he addressed.**

"Glean in the field with the maidens."

"Allow her to glean."

"Watch and follow the reapers."

"Drink of the water drawn by the young men."

"Pull out and leave grain from bundles on purpose."

"Do not rebuke."



Ruth



Servants



# NAVIGATE • UNIT 3, LESSON 2

Read & Observe | Study Passage: Ruth 2:1-23 | Memory Passage: Ruth 2:12-13

## BACKGROUND STUDY • Culture: Grain Harvests

In Bible times, barley and wheat were the main grain crops. The barley harvest season began in April near Passover. The wheat harvest took place after the barley harvest.

Look at the harvest cycle below. Read each reference, decide which stage of the cycle it refers to, and write the correct reference on the blank under each image.

Genesis 37:7	Exodus 16:33	Deuteronomy 16:9
Deuteronomy 25:4	Luke 3:17	Luke 8:11

### 1. Planting

The sowers planted the seed.  
Luke 8:11



### 2. Cutting

The reapers cut the grain with a sickle.

Deuteronomy 16:9



### 3. Gathering

The laborers gathered and bound the grain into sheaves. Genesis 37:7



### 4. Threshing

The oxen tread the grain on the threshing floor. Deuteronomy 25:4



### 5. Winnowing

The workers separated the grain from the outer portion (the chaff). Luke 3:17



### 6. Storing

The women stored the grain in jars or pots. Exodus 16:33



Ruth participated in the harvest cycle when she gathered among the sheaves (Ruth 2:7). She carried an ephah of barley weighing about 40 pounds, and she brought home the equivalent of about two weeks' of a male's wages. What an amazing accomplishment for Ruth!



# EXPLORE • UNIT 3, LESSON 2

Read & Observe | Study Passage: Ruth 2:1-23 | Memory Passage: Exodus 12:13-14

## READ • Ruth 2:1-23

Read Ruth 2:1-23. Notice the conversation between Boaz and Ruth.

## OBSERVE • Keywords & Word Studies

Mark these keywords. Check the circles when you are finished.



favor/grace (blue)

refuge/trust (blue)

Complete the tasks to study the words **favor/grace** and **refuge/trust**.

Underline the definitions.

Circle the Hebrew words.



**favor/grace (Ruth 2:2)**

Strong's #: H2580

Hebrew word: ḥēn

Strong's Definition: graciousness, i.e. subjective (kindness, favor) or objective (beauty)



**refuge/trust (Ruth 2:12)**

Strong's #: H2620

Hebrew word: ḥāsâ

Strong's Definition: to flee for protection; figuratively, to confide in

Skim the study passage and draw a line from each statement to the person who said it. (Ruth 2 quotes are from the NIV.)



"My daughter, listen to me. Don't go and glean in another field and don't go away from here. Stay here with the women who work for me."

"Why have I found such favor in your eyes that you notice me—a foreigner?"

"I've been told all about what you have done for your mother-in-law since the death of your husband."

"May the LORD repay you for what you have done. May you be richly rewarded by the LORD, the God of Israel, under whose wings you have come to take refuge."

"You have put me at ease by speaking kindly to your servant—though I do not have the standing of one of your servants."





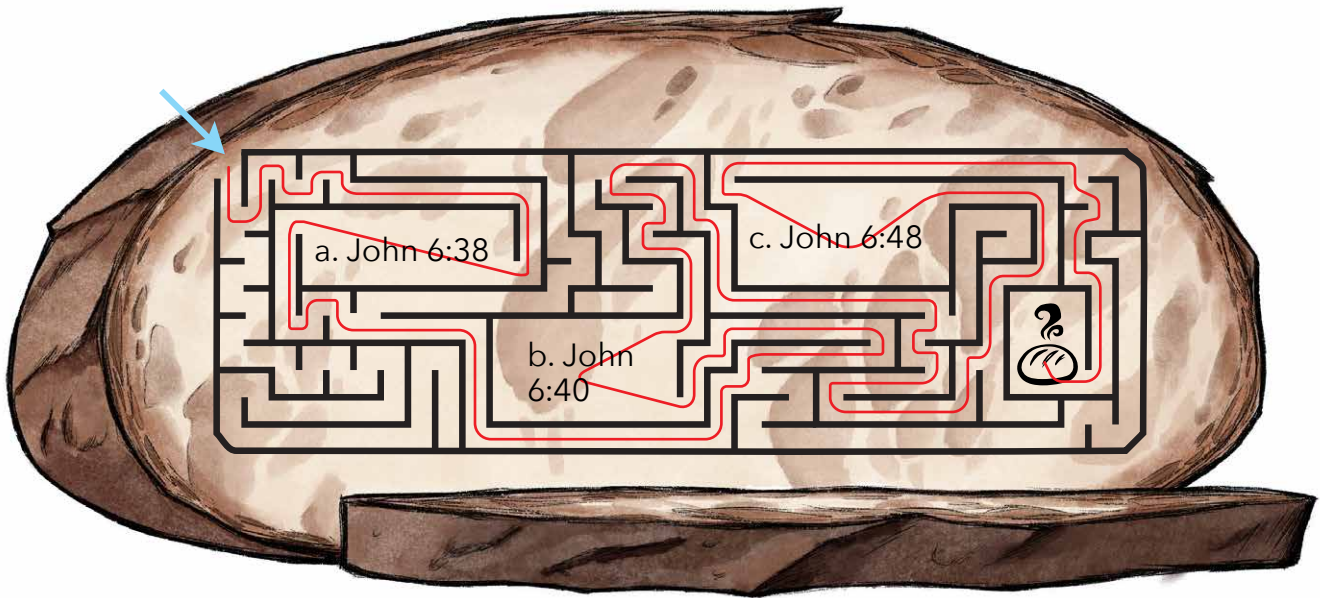
# NAVIGATE • UNIT 3, LESSON 3

Interpret | Study Passage: Ruth 2:1-23 | Memory Passage: Ruth 2:12-13

## I AM • The Bread of Life: John 6:32-51

In John 6, Jesus miraculously fed 5,000 with only five barley loaves and two fish (John 6:5-13). The people ate, were satisfied, and had some left over. Jesus reminded the people that God had provided manna from heaven “that He might make you know that man shall not live by bread alone; but man lives by every word that proceeds from the mouth of the LORD” (Deut. 8:3b NKJV).

**Now read John 6:32-51.** Jesus tells the crowd that He Himself is the living bread that comes from heaven and gives eternal life. This reminds us that Jesus is our Bread of Life and that our Redeemer provides for us. **Beginning at the arrow, follow the maze to each cross-reference as you make your way to the loaf of bread. Match each reference to the correct statement about Jesus.**



- c 1. Jesus said, “I am the bread of life.”
- b 2. Jesus said that everyone who believes in Him will have eternal life.
- a 3. Jesus said that He had come to do the will of the Father.

**Unscramble the missing words in this verse to see how God will meet all of your needs.**

But my God shall **ypulps** \_\_\_\_\_ **supply** \_\_\_\_\_ all your  
**dene** \_\_\_\_\_ **need** \_\_\_\_\_ according to his riches in glory by  
 Christ **suJes** \_\_\_\_\_ **Jesus** \_\_\_\_\_. -Philippians 4:19 (KJV)



# EXPLORE • UNIT 3, LESSON 3


Interpret | Study Passage: Ruth 2:1-23 | Memory Passage: Exodus 12:13-14

## CHRIST THE KINSMAN-REDEEMER • The Lord's Passover: Exodus 12:1-14

The meaning of the Lord's Passover is found in Exodus 12:1-14. The first Passover took place on the night God freed His people from their slavery in Egypt. **Read Exodus 12:1-14 to see the detailed instructions God gave that resulted in their deliverance.** The Passover is still celebrated by the Jewish people every year.

In the activity below, read *God's Passover Instructions* and underline the verbs (action words) the Israelites did. Next, let's see how Jesus fulfilled the role of the Passover lamb. Match each statement in *Jesus' Fulfillment* to the corresponding instructions to see how Jesus is our Passover Lamb.

### God's Passover Instructions



Select a male lamb without spot or blemish.

Kill the lamb at twilight on the 14th day of the 1st month.

Take the blood and apply it to the doorposts and lintel of the home.

Eat the lamb that night with bitter herbs and unleavened bread.

### Jesus' Fulfillment



Believers are redeemed by the blood of Christ. (1 Peter 1:18-19)

Christ is our Passover Lamb. (1 Cor. 5:7b)

Jesus is without sin. (Heb. 4:15)

Christ was crucified. (Matt. 26:2)

Reread Exodus 12:13 and fill in the blank.

"When I see the blood, I will pass over you."



# NAVIGATE • UNIT 3, LESSON 4

Apply | Study Passage: Ruth 2:1-23 | Memory Passage: Ruth 2:12-13

## DISCOVERY DESTINATION • The Redeemed Bless: Romans 12:9-21

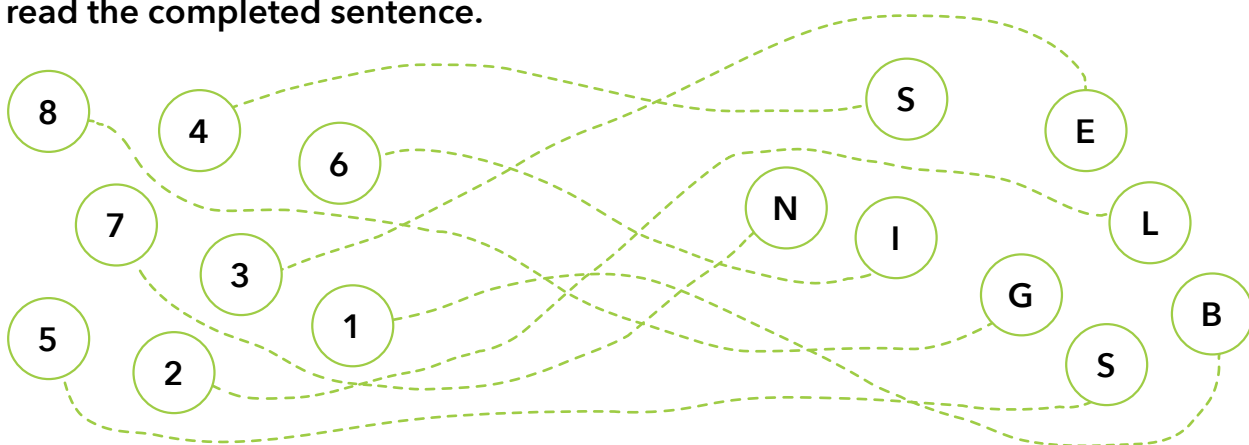
**Read Romans 12:9-21.** Throughout Unit 3, we have learned that our Redeemer provides for us much like Boaz provided for Ruth. Boaz was a blessing to Ruth. In Ruth 1 and 2, we witness Ruth and Boaz obeying God by their actions. This passage in Romans reminds us to bless others, just as Ruth and Boaz did.

The following verses from the book of Ruth remind us of the instructions in Romans about how believers should behave. **Write the correct reference from Ruth beside the action from Romans, and then choose who did it.**

Ruth 2:8      Ruth 2:14      Ruth 2:17

Actions from Romans	Ruth Reference	Who?
Showed brotherly affection and love (Rom. 12:10)	<b>Ruth 2:8</b>	<input type="radio"/> Ruth <input checked="" type="radio"/> Boaz
Was diligent in work (Rom. 12:11)	<b>Ruth 2:17</b>	<input checked="" type="radio"/> Ruth <input type="radio"/> Boaz
Practiced hospitality (Rom. 12:13)	<b>Ruth 2:14</b>	<input type="radio"/> Ruth <input checked="" type="radio"/> Boaz

Start at number 1 and follow the dotted line to the letter. Write the letter above its corresponding number. Repeat for numbers 2 through 8, and then read the completed sentence.



The words and actions of Ruth and Boaz were a **B L E S S I N G** to others. You can be a blessing, too!



# EXPLORE • UNIT 3, LESSON 4

Apply | Study Passage: Ruth 2:1-23 | Memory Passage: Exodus 12:13-14

## THE SONG OF THE REDEEMED • A Psalm of Thanksgiving: Psalm 100:4

Psalm 100 is a psalm of thanksgiving and praise.

Read Psalm 100:4. Trace the words, and then color the border using the color code.

1 = yellow 2 = blue 3 = green 4 = orange 5 = purple





# NAVIGATE • UNIT 3, LESSON 5

Review | Study Passage: Ruth 2:1-23 | Memory Passage: Ruth 2:12-13

Color the picture of Ruth harvesting grain in Boaz's field. Let's be reminded that the Redeemer always provides.



## KNOW GOD'S WORD AND MAKE HIM KNOWN

Recite your memory passage, Ruth 2:12-13, and then trace the sentence that reminds us of how we, the redeemed of God, should act.

*The redeemed bless.*



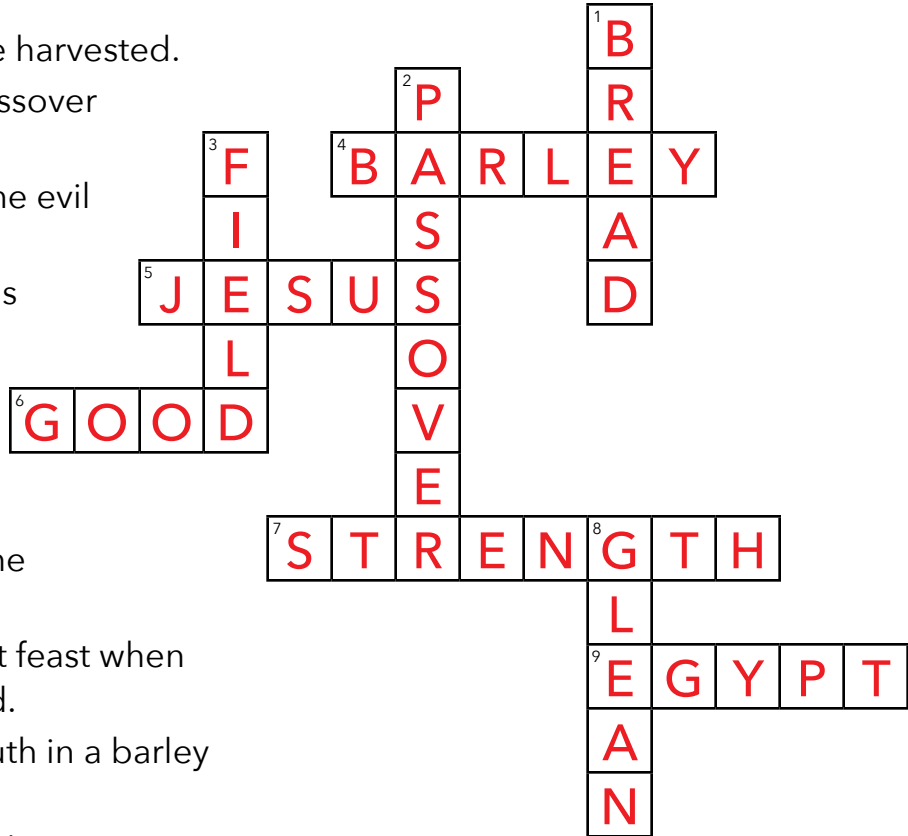
# EXPLORE • UNIT 3, LESSON 5

Review | Study Passage: Ruth 2:1-23 | Memory Passage: Exodus 12:13-14

Review Unit 3 by completing the crossword puzzle. Go back over the lessons to help you find the answers.

## ACROSS

- 4. The first crop to be harvested.
- 5. Who is our true Passover Lamb?
- 6. We are to overcome evil with \_\_\_\_\_.
- 7. Boaz's name means "in \_\_\_\_\_."
- 9. Where Israel was in bondage.



## DOWN

- 1. Jesus said, "I am the \_\_\_\_\_ of life."
- 2. The Old Testament feast when a lamb is sacrificed.
- 3. Boaz first meets Ruth in a barley \_\_\_\_\_.
- 8. Gather leftover grain.

### KNOW GOD'S WORD AND MAKE HIM KNOWN

Recite your memory passage, Exodus 12:13-14. God redeemed His people and He leads us and cares for us. We can care for others and share Christ with the ones we love.

How can you share Christ in your love for others? \_\_\_\_\_

---



---



## UNIT 4

# The Redeemer Loves

### DISCOVERY DESTINATION

The Redeemed Love

### KEY VERSES

*And now, my daughter, don't be afraid. I will do for you all you ask. All the people of my town know that you are a woman of noble character. Although it is true that I am a guardian-redeemer of our family, there is another who is more closely related than I. -Ruth 3:11-12 (NIV)*

# LAUNCH • UNIT 4

## OVERVIEW

The Father's love for us is so great. He gave us His one and only Son to redeem us from sin and death. We love because He loved us first.

- **PRAYER & BLESSING**  
Ruth 3:10
- **BACKGROUND STUDY**  
Culture: Betrothal
- **I AM**  
The Good Shepherd: John 10:1-30
- **CHRIST THE KINSMAN-REDEEMER**  
Christ Became Man: Hebrews 2:9-18
- **DISCOVERY DESTINATION**  
The Redeemed Love: 1 John 4:7-21
- **THE SONG OF THE REDEEMED**  
The Lord Is My Shepherd: Psalm 23:1

## STUDY PASSAGE

Ruth 3:1-18



## NAVIGATE MEMORY PASSAGE

Ruth 3:11-13



## EXPLORE MEMORY PASSAGE

Hebrews 2:14-15

## KEY VERSES

Ruth 3:11-12



Key Verses



Keywords



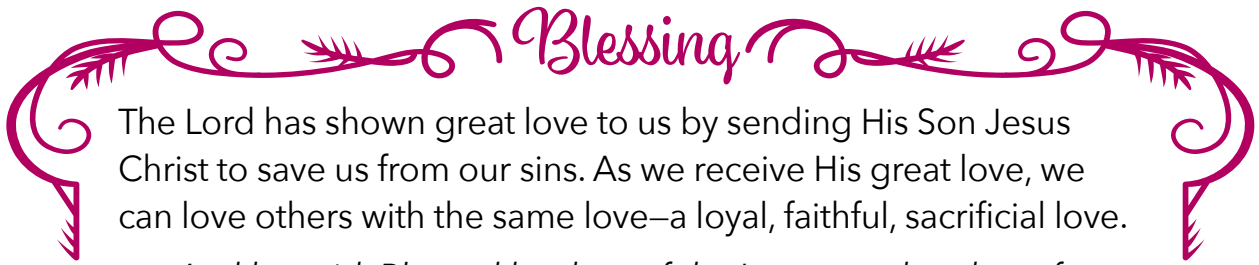
Word Studies



Definitions



Geography



The Lord has shown great love to us by sending His Son Jesus Christ to save us from our sins. As we receive His great love, we can love others with the same love—a loyal, faithful, sacrificial love.

*And he said, Blessed be thou of the LORD, my daughter: for thou hast shewed more kindness in the latter end than at the beginning, inasmuch as thou followedst not young men, whether poor or rich. -Ruth 3:10 (KJV)*

**Each day, complete a task and then check the box.**

Day 1  **Read the blessing.**

Day 2  **Read the blessing and pray the blessing over a family member. Write his or her name on the line.**

---

Day 3  **Read the blessing and pray the blessing over a friend. Write his or her name on the line.**

---

Day 4  **Read the blessing and pray the blessing over someone in leadership at church, in school, or in government. Write his or her name on the line.**

---

Day 5  **Write the blessing of Ruth 3:10 on the lines.**

---

---

---

---

---



# NAVIGATE • UNIT 4, LESSON 1

Read & Observe | Study Passage: Ruth 3:1-18 | Memory Passage: Ruth 3:11-13

## READ • Ruth 3:1-18

Read the study passage. Ruth chapter 3 is a beautiful picture of the meaning of the word *hesed*—a faithful, loyal love—which we studied in Ruth 1 and 2.

As you read, highlight your key verses for this unit, Ruth 3:11-12.

## OBSERVE • Keywords, Word Studies & Observation Questions

Observe how our Redeemer loves His people with the *hesed* kind of love.

Mark these keywords in Ruth 3. Check the circles when you are finished.

security/rest/home (red)  daughter (red)

Complete the tasks to study the word **security/rest/home**.

Underline the definition.

Circle the Hebrew word.

**security/rest/home (Ruth 3:1)** Strong's #: H4494 Hebrew word: mānôah

Strong's Definition: quiet, i.e. (concretely) a settled spot, or (figuratively) a home

1. What do both Naomi and Boaz call Ruth?

My dear

My daughter

My friend

2. What did Naomi want to seek for Ruth?

Security/rest/home

Grain

Friendship

When Ruth was at the threshing floor, Boaz asked who she was. Ruth responded by proposing marriage, according to the Jewish law.

3. Fill in the blank and then read Ruth's response.

I am Ruth, your servant. Spread your wings over your servant, for you are a redeemer. -Ruth 3:9 (ESV)

4. Fill in the blank and then read Boaz's loving response.

And now, my daughter, fear not; I will do to thee all that thou requirest: for all the city of my people doth know that thou art a virtuous woman. -Ruth 3:11 (KJV)

**virtuous** being of morally good behavior or character

What is the one thing that would prevent Boaz from redeeming and marrying Ruth (vv. 12-13)? **AWV. Another close kinsman or redeemer had the first right of redemption.**




# EXPLORE • UNIT 4, LESSON 1

Read & Observe | Study Passage: Ruth 3:1-18 | Memory Passage: Hebrews 2:14-15

**READ** • Ruth 3:1-10

**OBSERVE** • Sequencing

Chapter 3 opens with Naomi giving Ruth specific instructions. Naomi explains to Ruth that Boaz is their relative and she instructs Ruth to go to him. **Put Naomi's instructions to Ruth in the correct order (vv. 1-4).**



Go to the threshing floor where Boaz is. Don't let him see you right away. 2

Wash, and put on perfume and your best clothes. 1

Boaz will tell you what to do. 4

Notice where Boaz lies down, uncover his feet, and lie down. 3

Ruth went to Boaz and followed all of Naomi's instructions except one. She didn't wait for Boaz to tell her what to do. Instead, she asked him to marry her and to purchase the land belonging to Elimelech's family because Boaz was her guardian-redeemer. Boaz loved Ruth and promised to redeem and marry her.

In Ruth 2:11, Boaz reminded Ruth how she had been kind before. What did Boaz say to Ruth? **Fill in the blank.**

"I heard about all you have done for your mother-in-law."

Then in Ruth 3:10, Boaz told Ruth that seeking a redeemer for herself and Naomi's future was loyal love—*hesed*. What did Boaz say to Ruth? **Fill the blank.**

"You have shown more kindness than before."

This is the word *hesed* written in Hebrew.

חֶסֶד

How would we write this word in English? (Hint: It means kindness.)

hesed



# NAVIGATE • UNIT 4, LESSON 2

Read & Observe | Study Passage: Ruth 3:1-18 | Memory Passage: Ruth 3:11-13

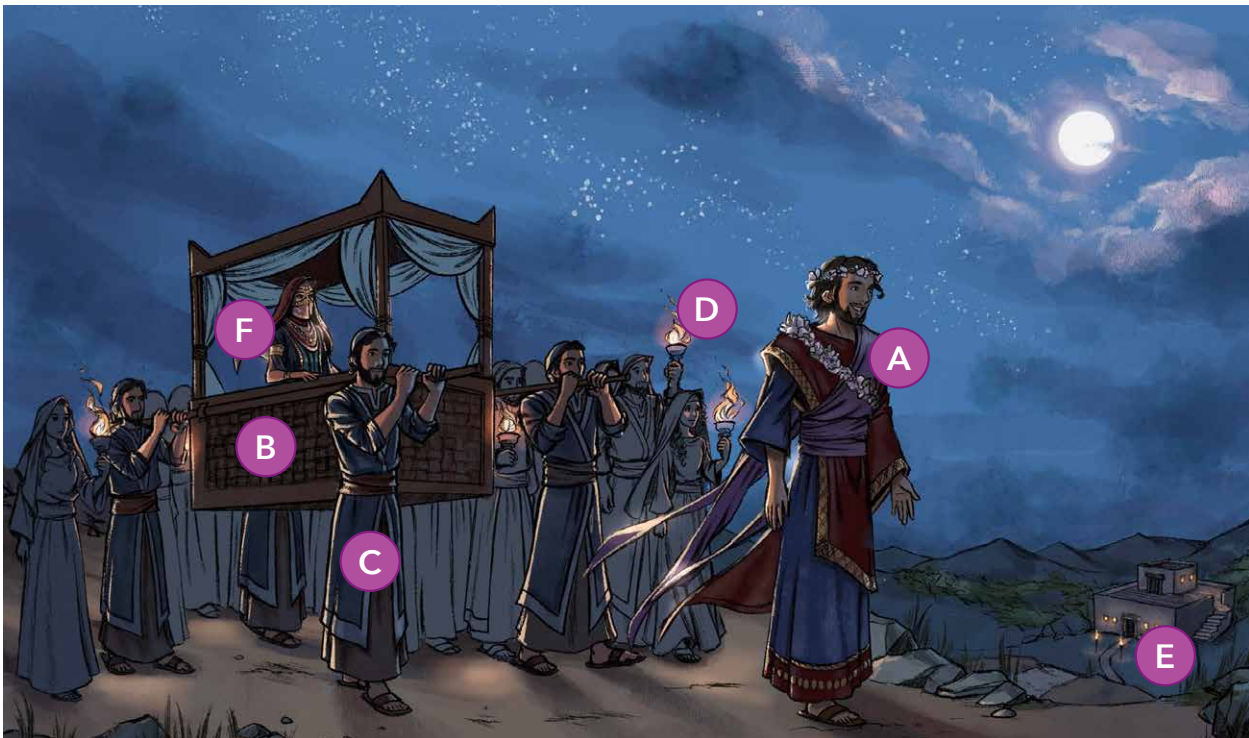
## BACKGROUND STUDY • Culture: The Betrothal

For Hebrews, getting married was a very important part of their lives. Parents normally selected a wife for a young Hebrew man when both the bride and groom were still in their teen years.

When the young man was ready for marriage, the fathers of both the bride and groom met at the young woman's home to discuss the marriage-agreement process, which is called a betrothal. After the agreement was finalized, the couple entered a year-long betrothal (engagement) period. Then one special night after the betrothal period ended, the groom and his friends carried torches and went to get the bride. She joyfully rode in a litter, a covered couch carried by the groomsmen, back to their new home. Finally, they enjoyed a festive marriage supper together.

On the blank lines below, write the word that corresponds to each letter.

groom    torches    litter    groomsmen    bride    home



- A. **Groom** \_\_\_\_\_
- B. **Litter** \_\_\_\_\_
- C. **Groomsmen** \_\_\_\_\_

- D. **Torches** \_\_\_\_\_
- E. **Home** \_\_\_\_\_
- F. **Bride** \_\_\_\_\_



# EXPLORE • UNIT 4, LESSON 2

Read & Observe | Study Passage: Ruth 3:1-18 | Memory Passage: Hebrews 2:14-15

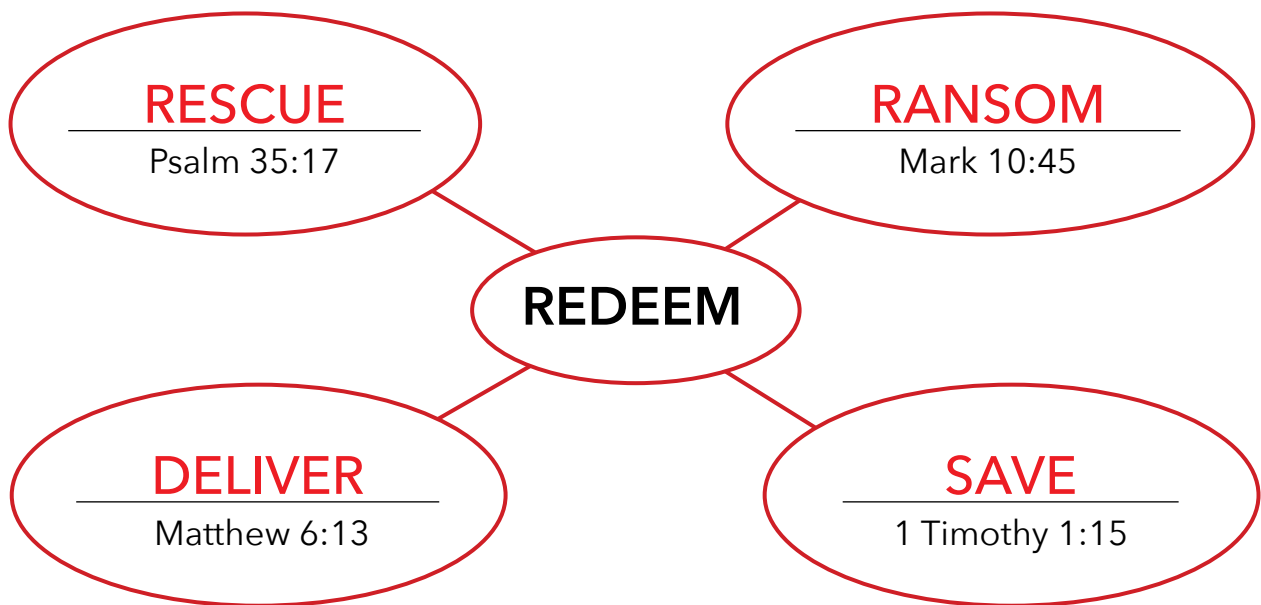
**READ** • Ruth 3:1-18

**OBSERVE** • Observation Questions

In Unit 1, you looked up the definition of **redeem**. As you read Ruth 3:1-18 again, observe the redemption process.

Read each cross-reference in the word web. Then choose the correct synonym from the word bank that matches the reference. Write the synonym on the line. (Hint: You won't need all the words in the bank.)

deliver    justify    save    reclaim    regain    ransom    rescue



Read **Leviticus 25:23** and **Leviticus 25:55**, and answer the following questions:

- To whom does the land of Israel belong?  
 God       Jerusalem       Abraham
- Is the land to be sold permanently?  
 Yes       No
- To whom do the sons of Israel belong?  
 Jerusalem       Abraham       God

The Lord promised to give the land of Israel to His people. He wanted them to always live in the land he promised to Abraham. If a man had to sell his land to pay off a debt, God's law provided ways for the man to recover his land. One way was for a near kinsman to redeem the land and return it to its owner. This reminds us that God always provides for His people.



# NAVIGATE • UNIT 4, LESSON 3

Interpret | Study Passage: Ruth 3:1-18 | Memory Passage: Ruth 3:11-13

## I AM • The Good Shepherd: John 10:1-30

Read John 10:1-30 to learn about Jesus, the Good Shepherd. Mark the keyword **good shepherd** (vv. 11, 14). Then check the circle when you are finished.



good shepherd (*yellow*)



**shepherd** someone who takes care of sheep

In Bible times, shepherds gathered their sheep into enclosures at night and the shepherd slept at the entrance, guarding the sheep from robbers or predators.

**Read the references in the sheep to discover how Jesus is our Good Shepherd. Draw a line from each sheep to the correct statement about Jesus, and then color the sheep.**



He leads the sheep and they follow His voice.

He lays down his life for the sheep.

He is the shepherd of the sheep.

He gives eternal life to the sheep.

He knows His sheep and He calls them by name.

Jesus is a shepherd to those who are His sheep. If those who hear Jesus and see His works do not believe, then they are not His sheep. Jesus' sheep are given to Him by His Father.



# EXPLORE • UNIT 4, LESSON 3

Interpret | Study Passage: Ruth 3:1-18 | Memory Passage: Hebrews 2:14-15

## CHRIST THE KINSMAN-REDEEMER • Christ Became Man: Hebrews 2:9-18

Read Hebrews 2:9-18. This passage teaches us about Jesus' incarnation.

- incarnation** Jesus as God living in a human body
- deity** a term for God

Jesus is the only one in the whole world who is both God and Man. Christ had to become a man so he could accomplish the Father's will by dying on the cross for our sins to redeem believers. When Jesus was on earth, He did things as a human, but He also accomplished things because He was Deity (God).


Read the cross-references and determine whether the verse is referring to Christ, the son of God (Deity), the humanity of Christ (incarnation), or both.

Use the Emoji cipher to discover the answer.

<u>D</u> <u>e</u> <u>i</u> <u>t</u> <u>y</u>	<u>H</u> <u>u</u> <u>m</u> <u>a</u> <u>n</u> <u>i</u> <u>t</u> <u>y</u>	<u>B</u> <u>o</u> <u>t</u> <u>h</u>
Hebrews 1:2-3	Matthew 4:2	Philippians 2:6-7

Hebrews 2:17 shows us why Christ had to become a man. **Unscramble the letters in the verse and fill in the blanks.**

Therefore, in all things He had to be made like His **trbsohre** \_\_\_\_\_ **brothers** \_\_\_\_\_ so that He might become a merciful and **aftihluf** \_\_\_\_\_ **faithful** \_\_\_\_\_ high priest in things pertaining to God, to make propitiation for the **isns** \_\_\_\_\_ **sins** \_\_\_\_\_ of the people. (NASB)





# NAVIGATE • UNIT 4, LESSON 4

Apply | Study Passage: Ruth 3:1-18 | Memory Passage: Ruth 3:11-13

## DISCOVERY DESTINATION • The Redeemed Love: 1 John 4:7-21

Read 1 John 4:7-21 and mark these keywords.



love (*blue*)

propitiation/atoning sacrifice (*blue*)

Complete the tasks to study the word **propitiation/atoning sacrifice**.

Underline the definition.

Circle the Greek word.



**propitiation/atoning sacrifice**  
(1 John 4:10)

Strong's #: G2434 Greek word: hilasmos

Strong's Definition: atonement, i.e. (concretely) an expiator



**atonement**

settling differences between God and man through a sacrifice

When we simplify words like propitiation and atonement, we see how much Jesus loves us. Christ became a man so he could sacrifice His life on the cross and pay the debt for all our sins. He made atonement for our sins! What love!

Where does love come from and how do we act when we love? The apostle John has the answer. He used the word "love" more than twenty times in the short letter of 1 John. **Read 1 John 4:7-10 and mark the word love.**

**Read the verse below, then use the color code to color the picture.**

"We love, because he first loved us." -1 John 4:19 (NASB)


♥ = red

😊 = blue

● = brown

☼ = yellow

👑 = purple





# EXPLORE • UNIT 4, LESSON 4

Apply | Study Passage: Ruth 3:1-18 | Memory Passage: Hebrews 2:14-15

## THE SONG OF THE REDEEMED • The Lord Is My Shepherd: Psalm 23:1

Psalm 23 is one of the best-known and beloved of all the psalms. It illustrates a loving shepherd who cares for His sheep. The Hebrew name of God that means shepherd is Jehovah-Raah.

Read Psalm 23:1. Trace the words, and then color the border using the color code.

1 = yellow 2 = blue 3 = green 4 = orange 5 = purple





# NAVIGATE • UNIT 4, LESSON 5

Review | Study Passage: Ruth 3:1-18 | Memory Passage: Ruth 3:11-13

Color the picture of Boaz and Ruth as Ruth wakes Boaz at the threshing floor. Let's be reminded that the Redeemer loves us and blesses us.



## KNOW GOD'S WORD AND MAKE HIM KNOWN

Recite your memory passage, Ruth 3:11-13, and trace the statement to remind us of the love of God and that we should show love to others.

*The redeemed love.*



# EXPLORE • UNIT 4, LESSON 5

Review | Study Passage: Ruth 3:1-18 | Memory Passage: Hebrews 2:14-15

Review the study passage, memory passages, lessons, word studies, and definitions, and then answer these questions.

### True or False

- T 1. The Good Shepherd lays down His life for His sheep.
- F 2. Boaz told Ruth that he would talk to the guardian-redeemer in a week.
- F 3. Boaz was winnowing wheat at the threshing floor.
- F 4. At the threshing floor, Boaz covered Ruth's feet and asked her to marry him.

### Find the words in the word bank.

betrothal    deity    hesed  
 humanity    incarnation    love  
 propitiation    redeem

N	X	Z	A	M	B	G	U	L	E	N	P
D	E	I	T	Y	S	E	A	V	O	R	R
H	E	S	E	D	X	H	O	I	I	C	O
H	A	B	K	S	T	L	T	F	O	M	P
G	U	D	K	O	R	A	D	S	R	D	I
Q	Q	M	R	N	N	E	A	U	D	F	T
W	O	T	A	R	R	E	D	E	E	M	I
R	E	U	A	N	X	G	A	B	X	Y	A
B	I	C	D	G	I	R	J	I	I	R	T
C	N	K	X	U	W	T	M	K	F	K	I
I	B	O	B	J	R	F	Y	H	C	H	O
V	W	U	M	T	O	T	V	C	N	T	N

### KNOW GOD'S WORD AND MAKE HIM KNOWN

Recite your memory passage, Hebrews 2:14-15. Christ loved us enough to become one of us in order to rescue us from eternal judgment.

How can you love others? How can you share the gospel of Jesus Christ with those who need to hear the salvation message?

---



---



## UNIT 5

# The Redeemer Saves

### DISCOVERY DESTINATION

The Redeemed Trust God

### KEY VERSES

*And Boaz said unto the elders, and unto all the people, Ye are witnesses this day, that I have bought all that was Elimelech's, and all that was Chilion's and Mahlon's, of the hand of Naomi. Moreover Ruth the Moabitess, the wife of Mahlon, have I purchased to be my wife, to raise up the name of the dead upon his inheritance, that the name of the dead be not cut off from among his brethren, and from the gate of his place: ye are witnesses this day. And all the people that were in the gate, and the elders, said, We are witnesses. The LORD make the woman that is come into thine house like Rachel and like Leah, which two did build the house of Israel: and do thou worthily in Ephratah, and be famous in Bethlehem. -Ruth 4:9-11 (KJV)*

# LAUNCH • UNIT 5

## OVERVIEW

Boaz redeemed Elimelech's land and saved his family line by agreeing, in the presence of the elders and people of Bethlehem, to marry Ruth.

- **PRAYER & BLESSING**

Ruth 2:20

- **BACKGROUND STUDY**

Architecture and Culture:  
The City Gate

- **I AM**

The Resurrection and the Life:  
John 11:1-46

- **CHRIST THE KINSMAN-REDEEMER**

Christ Is the Perfect Sacrifice:  
1 Peter 1:13-21

- **DISCOVERY DESTINATION**

The Redeemed Trust God:  
Psalm 91:1-16

- **THE SONG OF THE REDEEMED**

Bless the Lord, O My Soul:  
Psalm 103:1

## STUDY PASSAGE

Ruth 4:1-12



## NAVIGATE MEMORY PASSAGE

Ruth 4:10-11



## EXPLORE MEMORY PASSAGE

1 Peter 1:18-19

## KEY VERSES

Ruth 4:9-11



Key Verses



Keywords



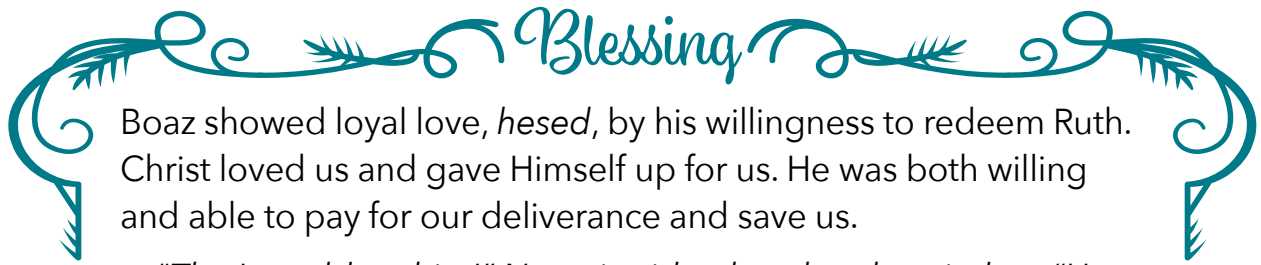
Word Studies



Definitions



Geography



Boaz showed loyal love, *hesed*, by his willingness to redeem Ruth. Christ loved us and gave Himself up for us. He was both willing and able to pay for our deliverance and save us.

*"The LORD bless him!" Naomi said to her daughter-in-law. "He has not stopped showing his kindness to the living and the dead." She added, "That man is our close relative; he is one of our guardian-redeemers." -Ruth 2:20 (NIV)*

**Each day, complete a task and then check the box.**

Day 1  Read the blessing.

Day 2  Read the blessing and pray the blessing over a family member. Write his or her name on the line.

---

Day 3  Read the blessing and pray the blessing over a friend. Write his or her name on the line.

---

Day 4  Read the blessing and pray the blessing over someone in leadership at church, in school, or in government. Write his or her name on the line.

---

Day 5  Write the blessing of Ruth 2:20 on the lines.

---

---

---

---

---



# NAVIGATE • UNIT 5, LESSON 1

Read & Observe | Study Passage: Ruth 4:1-12 | Memory Passage: Ruth 4:10-11

Remember to read through the book of Ruth as you study each unit.

## READ • Ruth 4:1-12

Ruth 4:1-12 is an account of Boaz promising to marry Ruth to save the land and the family line by redeeming her. Boaz went up to the gates of the city and waited to speak with the nearest relative, who had the first right of redemption.

As you read, highlight your key verses for this unit, Ruth 4:9-11.

## OBSERVE • Keywords, Word Studies & Observation Questions

Mark these keywords in the study passage, and then check the circles.



inheritance/property/estate (red)

witnesses (red)

Complete the tasks to study the words **inheritance/property/estate** and **witnesses**.

Underline the definitions.

Circle the Hebrew words.



**inheritance/property/  
estate (Ruth 4:5)**

Strong's #: H5159

Hebrew word: naḥălâ

Strong's Definition: properly, something inherited, i.e. (abstractly) occupancy, or (concretely) an heirloom; generally an estate, patrimony or portion



**witnesses (Ruth 4:9)**

Strong's #: H5707

Hebrew word: ʿēd

Strong's Definition: concretely, a witness; abstractly, testimony; specifically, a recorder, i.e. prince

Use the Hebraic cipher to fill in the blanks as you observe *who, why, and what* happened in Ruth 4:1-12.

The nearest וְעֵתְּאֵלִי r e l a t i v e passed by.

בּוֹאֵז B o a z would purchase the land if the other redeemer would not.

The nearest relative didn't redeem the land because it would רָעוּר r u i n his inheritance.

The nearest relative gave Boaz a לְאֵד נָאֵשׁ s a n d a l showing Boaz had officially redeemed the land and Ruth.



# EXPLORE • UNIT 5, LESSON 1

Read & Observe | Study Passage: Ruth 4:1-12 | Memory Passage: 1 Peter 1:18-19

## READ • Ruth 4:1-12

As you read the study passage, pay attention to the new people who are introduced.

## OBSERVE • Observation Questions

Observe the actions and behaviors of **Boaz, the nearest relative, and the elders, who are the town leaders.** Boaz knew another redeemer was first in line to redeem Elimelech’s land. As a man of integrity, Boaz went to the closest redeemer first. He followed the Law to redeem the land and marry Ruth.

Read the statements and draw a line to the person who answers the question, “Who am I?” You will see that after Boaz talked to the nearest kinsman, he married Ruth and saved the land and the family line.

I witnessed the giving of a sandal.

I am concerned about my inheritance.

I have heard about Naomi and Ruth.

I am willing to redeem only the land.

I am willing to redeem the land and to marry Ruth.



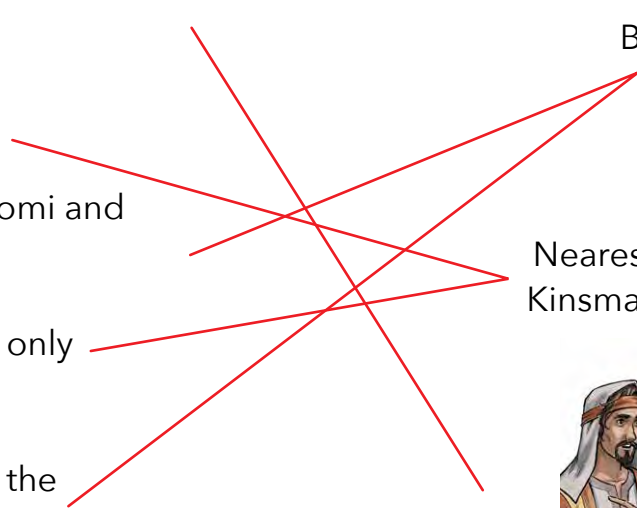
Boaz



Nearest Kinsman



Elders



The redeemer’s responsibility was to redeem or buy back land. Many references in the Old Testament teach about this law. **Read the statements below and mark the cross-reference that matches the statement.**

1. If there were no sons, daughters, or brothers, the land passed to the nearest kinsman.     Numbers 18:20     Numbers 27:9-11
2. Aaron and his sons were not given an inheritance of the land because the Lord was their inheritance.     Numbers 18:20     Joshua 21:43
3. God gave Israel the land He promised, and they possessed it and lived in it.     Joshua 21:43     Numbers 36:7

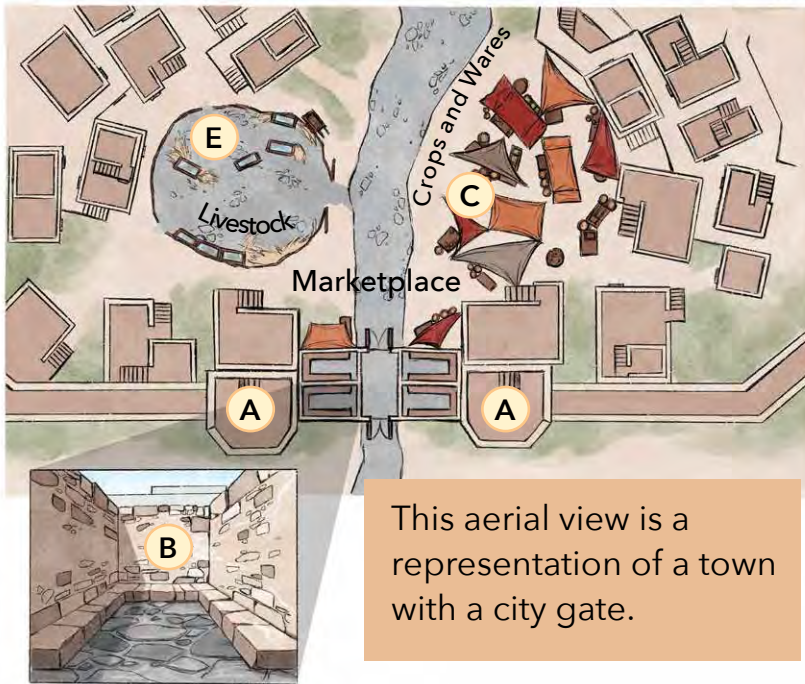



# NAVIGATE • UNIT 5, LESSON 2

Read & Observe | Study Passage: Ruth 4:1-12 | Memory Passage: Ruth 4:10-11

## BACKGROUND STUDY • Architecture and Culture: The City Gate

We think of a gate as an opening in a wall secured by a structure like a door or other device that controls who passes through. In biblical days though, the city gate was more than that. It was not only a structure that secured the city, but it was also a center for gathering together to discuss city business.



This aerial view is a representation of a town with a city gate.

Look at the illustrations of the city gate. Match each description to the parts of the city gate by writing the correct letter on each blank.

  D   Front gates were closed at night for protection.

  A   From these towers, watchmen could see approaching danger.

  E   People could purchase a donkey here.

  C   People could purchase vegetables here.

  B   Rooms at the front gates were used to conduct business deals.

Match the cross-references to the statements to show that the city gate was important to the community.

<u>  c  </u> People gathered at the city gate.	a. Genesis 23:2-4, 17-18
<u>  b  </u> People bought and sold goods at the gate.	b. 2 Kings 7:1
<u>  a  </u> People conducted their legal matters, such as land purchases, at the gate.	c. Nehemiah 8:1



# EXPLORE • UNIT 5, LESSON 2

Read & Observe | Study Passage: Ruth 4:1-12 | Memory Passage: 1 Peter 1:18-19

## READ • Ruth 4:1-12

Read the study passage and notice the blessings that are given in this passage.


## OBSERVE • Observation Questions

Read the verse below and underline the blessing that the elders and the people at the gate of Bethlehem gave to Ruth.

*Then all the people who were at the gate and the elders said, "We are witnesses. May the LORD make the woman, who is coming into your house, like Rachel and Leah, who together built up the house of Israel. May you act worthily in Ephrathah and be renowned in Bethlehem.* -Ruth 4:11 (ESV)

The elders and the people at the gate of Bethlehem asked the Lord to bless Ruth like He had blessed Rachel and Leah. Rachel and Leah were the mothers of the twelve sons of Jacob, who later became the twelve tribes of Israel (Gen. 35:22b-26). **Read the cross-references. Write the letters next to each clue on the stone walls. Does it go on Rachel's house or Leah's?**

- a. Genesis 29:9
- b. Genesis 29:31
- c. Genesis 29:32, 35
- d. Genesis 30:22-24



- The people of Bethlehem and the elders asked the Lord to do what for Ruth?
  - Love her
  - Bless her
  - Stay with her
- The blessing from the people at the gate was also for whom?
  - Rachel
  - Leah
  - Boaz



# NAVIGATE • UNIT 5, LESSON 3

Interpret | Study Passage: Ruth 4:1-12 | Memory Passage: Ruth 4:10-11

## I AM • The Resurrection and the Life: John 11:1-46

Read John 11:1-46 to learn about Jesus, the Resurrection and the Life. Mark the keywords, and then check the circles when you are finished.

resurrection (*blue*)  
  believes/believeth (*red*)  
  Christ/Messiah (*yellow*)

Complete the tasks to study the word **Christ/Messiah**.

- Underline the definition.     
  Circle the Greek word.

**Christ/Messiah (John 11:27)**   
 Strong's #: G5547   
 Greek word: christos  
 Strong's Definition: anointed, i.e. the Messiah, an epithet of Jesus

**resurrection**   
 the event told about in the Bible in which Jesus Christ returned to life after His death

Mary and Martha's brother, Lazarus, was sick. They sent for Jesus to heal the one He loved, but it appeared that Jesus arrived too late; Lazarus had been dead for four days. But Jesus raised Lazarus from the dead, and many Jews believed in Christ (v. 45)!

Find and circle the eight differences in the two pictures.



Lazarus' resurrection was Jesus' last miracle before He died. John recorded the miracles so "that you may believe that Jesus is the Messiah, the Son of God, and that by believing you may have life in his name" (John 20:31 NIV).



# EXPLORE • UNIT 5, LESSON 3

Interpret | Study Passage: Ruth 4:1-12 | Memory Passage: 1 Peter 1:18-19

## CHRIST THE KINSMAN-REDEEMER • Christ the Perfect Sacrifice: 1 Peter 1:13-21

Before Jesus died, we were captives to sin. Through His death, Jesus redeemed, forgave, and saved us. When we believe in Him and His sacrifice, we are free from the punishment of sin.

Read 1 Peter 1:13-21. Mark the keyword **redeemed/ransomed**. Check the circle when you are finished.



redeemed/ransomed (*blue*)



**ransom** a payment to buy freedom for a captive

Go through the maze, and stop at each cross-reference to read about our redemption through Jesus' sacrifice. Fill in the blank with the letter of the answer in the word bank.

a. sins    b. redemption    c. blood    d. ransom    e. eternal

**START** →

**1 Peter 1:18-19**  
We were redeemed with the **c** of Jesus.

**Ephesians 1:7**  
In Him we have **b**.

**1 John 3:5**  
Christ came to take away our **a**.

**Matthew 20:28**  
The Son of Man gave His life as a **d** for many.

**Hebrews 9:12**  
Because of His blood, we have **e** redemption.

**FINISH** ←



# NAVIGATE • UNIT 5, LESSON 4

Apply | Study Passage: Ruth 4:1-12 | Memory Passage: Ruth 4:10-11

## DISCOVERY DESTINATION • The Redeemed Trust God: Psalm 91:1-16

Read Psalm 91 and mark the names of God in verses 1 and 2. Check the circles when you are finished.



- Most High (yellow)
- Almighty (yellow)
- LORD (yellow)
- God (yellow)

Complete the tasks to study the word **Most High**.

- Underline the definition.
- Circle the Hebrew word.






**Most High (Psalm 91:1)**    Strong's #: H5945    Hebrew word: elyôn

Strong's Definition: an elevation, i.e. (adj.) lofty (comparison); as title, the Supreme

Psalm 91 is divided into three main parts. Knowing and understanding the parts help us to know God's character and remember that we can trust Him.

**Read the references below. Then follow the lines and use the Maritime Signal Flags cipher to discover the titles for each part of the psalm.**



**L o v e**

for God

**F a i t h**

in God

**P e a c e**

from God



# EXPLORE • UNIT 5, LESSON 4

Apply | Study Passage: Ruth 4:1-12 | Memory Passage: 1 Peter 1:18-19

## THE SONG OF THE REDEEMED • Bless the Lord, O My Soul: Psalm 103:1

Psalm 103 is a praise and worship song that commands us to bless the Lord for things like God’s redemption.


Read Psalm 103:1. Trace the words, and then color the border using the color code.

1 = yellow   2 = blue   3 = green   4 = orange   5 = purple

*Bless*  
the LORD, O my soul,  
and all that is within me,

*bless*  
his holy name!

Psalm 103:1 (ESV)





# NAVIGATE • UNIT 5, LESSON 5

Review | Study Passage: Ruth 4:1-12 | Memory Passage: Ruth 4:10-11

Color the picture of Boaz and the nearest kinsman as Boaz redeems Elimelech's land and Ruth.



## KNOW GOD'S WORD AND MAKE HIM KNOWN

Recite your memory passage, Ruth 4:10-11, and trace the statement to remind us that God saved us, so we can trust Him.

*The redeemed trust God.*



# EXPLORE • UNIT 5, LESSON 5

Review | Study Passage: Ruth 4:1-12 | Memory Passage: 1 Peter 1:18-19

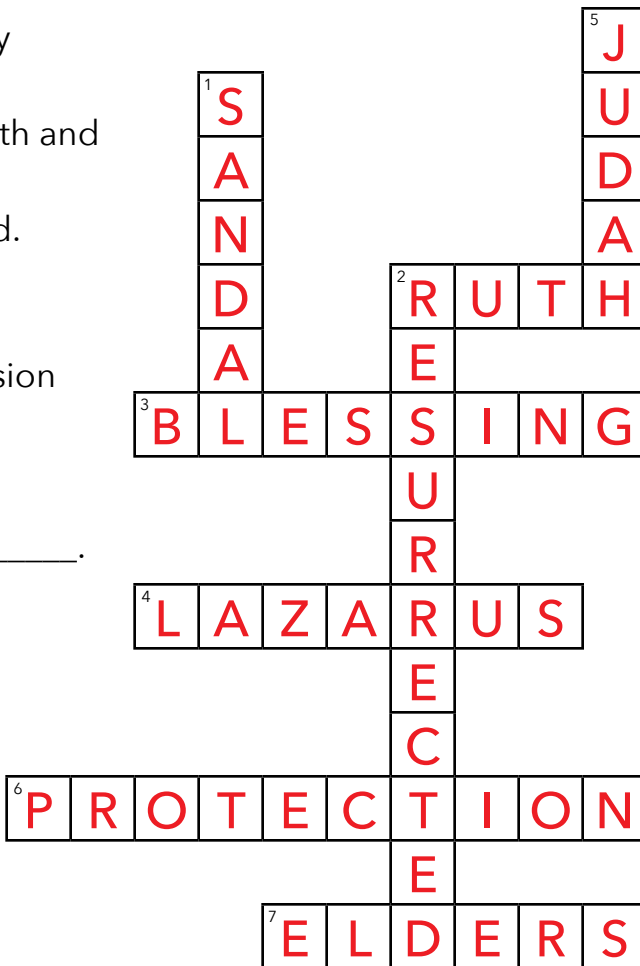
Review Unit 5 by completing the crossword puzzle. Go back over the lessons to help you find the answers.

## ACROSS

- The closest relative would not marry \_\_\_\_\_.
- The elders gave a \_\_\_\_\_ to Ruth and Boaz.
- Jesus raised this man from the dead.
- The city gate provided \_\_\_\_\_.
- These people witnessed the discussion at the gate.

## DOWN

- The closest relative gave Boaz a \_\_\_\_\_.
- Lazarus was \_\_\_\_\_.
- Leah is the mother of \_\_\_\_\_.



### KNOW GOD'S WORD AND MAKE HIM KNOWN

Recite your memory passage, 1 Peter 1:18-19. You were redeemed by Jesus and His precious blood. Does this encourage you to appreciate Him and what He's done? If you have been redeemed, write out one blessing in your life.

---



---



## UNIT 6

# The Redeemer Gives Life

### DISCOVERY DESTINATION

The Redeemed Rejoice

### KEY VERSES

*And the women said unto Naomi, Blessed be the LORD, which hath not left thee this day without a kinsman, that his name may be famous in Israel. And he shall be unto thee a restorer of thy life, and a nourisher of thine old age: for thy daughter in law, which loveth thee, which is better to thee than seven sons, hath born him.*

-Ruth 4:14-15 (KJV)

# LAUNCH • UNIT 6

## OVERVIEW

Our Redeemer gives eternal life. The redeemed rejoice for all He has done and praise Him for His great salvation.

- **PRAYER & BLESSING**  
Ruth 4:14-15
- **BACKGROUND STUDY**  
Culture: Roles of Women in Bible Times
- **I AM**  
The Way, the Truth, and the Life:  
John 14:1-14
- **CHRIST THE KINSMAN-REDEEMER**  
Christ Reconciles: Colossians 1:9-29
- **DISCOVERY DESTINATION**  
The Redeemed Rejoice:  
1 Thessalonians 5:16-24
- **THE SONG OF THE REDEEMED**  
A Psalm of Rejoicing: Psalm 98:6

## STUDY PASSAGE

Ruth 4:13-17



## NAVIGATE MEMORY PASSAGE

Ruth 4:13-15



## EXPLORE MEMORY PASSAGE

Colossians 1:13-14

## KEY VERSES

Ruth 4:14-15



Key Verses



Keywords



Word Studies



Definitions



Geography



## Blessing

The women of Bethlehem bless and praise the Lord for giving Naomi a son. Praise the Lord and rejoice in what God has done for other people.

*Then the women said to Naomi, "Blessed be the LORD, who has not left you this day without a redeemer, and may his name be renowned in Israel! He shall be to you a restorer of life and a nourisher of your old age, for your daughter-in-law who loves you, who is more to you than seven sons, has given birth to him." -Ruth 4:14-15 (ESV)*

**Each day, complete a task and then check the box.**

Day 1  Read the blessing.

Day 2  Read the blessing and pray the blessing over a family member. Write his or her name on the line.

---

Day 3  Read the blessing and pray the blessing over a friend. Write his or her name on the line.

---

Day 4  Read the blessing and pray the blessing over someone in leadership at church, in school, or in government. Write his or her name on the line.

---

Day 5  Write the blessing of Ruth 4:14-15 on the lines.

---

---

---

---

---



# NAVIGATE • UNIT 6, LESSON 1

Read & Observe | Study Passage: Ruth 4:13-17 | Memory Passage: Ruth 4:13-15

## READ • Ruth 4:13-17

Notice the women rejoice—Naomi's grandson will carry on the family name!

As you read, highlight your key verses for this unit, Ruth 4:14-15.

## OBSERVE • Observation Questions

1. Who gave the baby his name? Naomi

2. Who was the son of Obed? Jesse

3. Who was the grandson of Obed? David

Naomi lost her husband and sons. With no one to provide for her, the Lord provided a redeemer through Boaz. **Follow the timeline from Naomi's bitterness to blessing. Read the references, and fill in the blanks.**

1. Elimelech lived in Bethlehem during the time the judges ruled. (Ruth 1:1-2)

2. When a famine came, Elimelech moved his family to Moab. (Ruth 1:1b)

3. Naomi's husband and sons died in Moab. (Ruth 1:5)

4. Naomi and Ruth returned to Bethlehem. (Ruth 1:19)

5. "Call me Mara because I went out full but came back empty." (Ruth 1:20-21)

6. Boaz redeemed Elimelech's land and purchased Ruth. (Ruth 4:9-10)

7. Ruth bore Naomi a grandson whose name was Obed. (Ruth 4:17)



# EXPLORE • UNIT 6, LESSON 1

Read & Observe | Study Passage: Ruth 4:13-17 | Memory Passage: Colossians 1:13-14

## READ • Ruth 4:13-17

These names in the lineage of Boaz have special meanings.

= **Obed** a servant; workman

= **Jesse** gift; oblation

= **David** well-beloved, dear

## OBSERVE • Observation Questions

The Creator of all life enabled Ruth to have a son who would continue the family name. Obed was born to Boaz and Ruth. He was Naomi's grandson, who would become the grandfather of King David. Eventually, Jesus the Messiah would come through this family line. **Read the cross-references to learn about other mothers God enabled to have sons. Fill in the names of their sons.**

Reference	Mother	Son
Genesis 21:1-3	Sarah	<b>Isaac</b>
1 Samuel 1:19-20	Hannah	<b>Samuel</b>
Luke 1:31-35	Mary	<b>Jesus the Son of God</b>

Sons and daughters were special blessings because they helped and provided for their families. Ruth blessed Naomi by caring for her, marrying Boaz who redeemed them, and having a son, Obed, who carried on the family name.

In Mark 10:14, Jesus invites the children to come to him because children are a gift from the Lord (Psalm 127:3).





# NAVIGATE • UNIT 6, LESSON 2

Read & Observe | Study Passage: Ruth 4:13-17 | Memory Passage: Ruth 4:13-15

## BACKGROUND STUDY • Culture: Roles of Women in Bible Times

Through the centuries, women in Jewish history held important roles in society. Some were business women, such as the virtuous woman in Proverbs 31. In many ways, women were equal with men. The only position they were not allowed to fulfill was any role in the priesthood.

However, when Israel strayed from God’s law, the respect for women diminished. In fact, when in public, women had to cover their faces and men would not speak to them. This was not God’s plan.

Thankfully, we have a Redeemer, Jesus, who came and uplifted women by speaking directly to them and encouraging them. Many of these women became followers of Jesus. Some were even at Jesus’ crucifixion and at His tomb. Jesus honored women.

### Complete the activity below.

1. Read the Old Testament references on the left and the New Testament references on the right.
2. Mark out the first letter and every other letter to discover the names of some women who held important roles in the community.
3. Fill in the blanks to complete the sentences.

<p><b>Exodus 15:20-21</b></p> <p><b>JMAISRYILAQMP</b></p> <p><u>Miriam</u></p> <p>was a leader of praise.</p>		<p><b>Luke 8:1-3</b></p> <p><b>KSMULSNAINQNP</b></p> <p>Mary Magdalene and <u>Susanna</u></p> <p>helped provide for Jesus and His disciples.</p>
<p><b>Old Testament</b></p>		<p><b>New Testament</b></p>
<p><b>Judges 4:4</b></p> <p><b>IDNEHBGOSRUAXHT</b></p> <p><u>Deborah</u></p> <p>was a political and religious leader.</p>		<p><b>John 11:1, 5</b></p> <p><b>QMPAHRSTBHZA</b></p> <p>Jesus’ close friends were Mary and <u>Martha</u>.</p>



# EXPLORE • UNIT 6, LESSON 2

Read & Observe | Study Passage: Ruth 4:13-17 | Memory Passage: Colossians 1:13-14

In the book of Ruth, people prayed for the Lord to bless others. God showered His blessings on His people by answering their prayers in marvelous ways. He promises future showers of blessing for His people (Ezek. 34:26).

**Read the references in the umbrellas and match them to the raindrops that show how the blessings were fulfilled.**

Ruth 1:9

Ruth 2:20

Ruth 4:11-12

Ruth 4:14-15

Ruth had a **child** with Boaz. (Ruth 4:13)

**Naomi** became a nurse to Obed. (Ruth 4:16)

Boaz was **blessed** with a son, Obed. (Ruth 4:21)

Ruth became the **wife** of Boaz. (Ruth 4:10)

The Bible gives us examples of people speaking words of encouragement and asking the Lord to bless them.

1. In Genesis 14:18-20, who blessed Abram and God?

- Melchizedek       Manasseh       Ephraim

2. In Genesis 48:14-16, who did Jacob (Israel) bless?

- Hezekiah       Aaron       Joseph



# NAVIGATE • UNIT 6, LESSON 3

Interpret | Study Passage: Ruth 4:13-17 | Memory Passage: Ruth 4:13-15

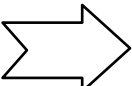
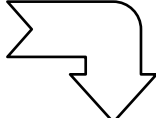
## I AM • The Way, the Truth, and the Life: John 14:1-14

Read John 14:1-14 and mark the keyword **believe**. Check the circle when you are finished. Next to the word "believe," write how many times the word is used in this passage.

  believe (red) 6

The disciples were troubled when they learned that Jesus would soon leave them. Jesus comforted His disciples many times by telling them that He was going to prepare a place for them and He would come back to take them there. He wants His disciples to believe what He says.

- Which one of these verses refers to a city God has prepared for those who are His?
  - Philippians 3:20-21
  - 2 Corinthians 5:1-2
  - Hebrews 11:16
- Which disciple responded by saying, "Lord, we don't know where you are going, so how can we know the way"? (John 14:5 NIV)
  - Judas
  - Thomas
  - Philip
- Read and color the bubble words. Then unscramble the words in the verse to learn what Jesus said to the disciples about where He was going.

"I am the **WAY**,  the **TRUTH**,  the **LIFE**.

no **neo** one comes to the  
 ra**F**the Father except through  
 e**M** Me. If you had known Me, you  
 would have known My Father also; and from now on you know Him and  
 have **nese** seen Him." -John 14:6-7 (NKJV)

- Read Acts 4:10, 12. What is the only name by which we can be saved?

**Jesus Christ**

Salvation comes only from Jesus, who is the way, the truth, and the life. Just as Naomi's life was restored by the birth of Obed, our Redeemer, Jesus Christ, came that we might have life and have it abundantly (John 10:10).



# EXPLORE • UNIT 6, LESSON 3

Interpret | Study Passage: Ruth 4:13-17 | Memory Passage: Colossians 1:13-14

## CHRIST THE KINSMAN-REDEEMER • Christ Reconciles: Colossians 1:9-29

A sinful person can have peace with a holy God only because Jesus Christ reconciled us to God. In this lesson, we will study what “reconciliation” means.

Read Colossians 1:9-29 and mark the keyword **reconcile**.



○ reconcile (*blue*)

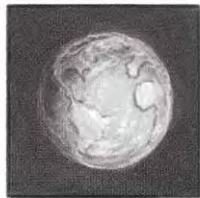


**reconciliation**

bringing together people who don't agree by making peace between them

Christ took our place when He died on the cross. Because His death reconciled us to the Father, we can have peace with God.

In the activity below, we see what we were like before and after Christ reconciled us, and how Christ reconciled us. **Read the references, and then fill in the blanks with the missing vowels.**



**Colossians 1:13-14**

We were in darkness.



There is the forgiveness of sins.



We are transferred to the kingdom of His beloved Son.




**Colossians 1:21-23**

We were enemies in our minds.



He has now reconciled us.



You are presented holy if you continue in the faith grounded in the hope of the gospel.

We were enemies with each other and with Christ. Through Christ's death, we have been reconciled to God and made friends with Him and each other.



# NAVIGATE • UNIT 6, LESSON 4

Apply | Study Passage: Ruth 4:13-17 | Memory Passage: Ruth 4:13-15

## DISCOVERY DESTINATION • The Redeemed Rejoice: 1 Thessalonians 5:16-24

The redeemed have a reason to rejoice because we have been rescued by the Lord who has given us eternal life.

Read 1 Thessalonians 5:16-24 and mark the keyword **rejoice**. Check the circle when you are finished.



rejoice (red)

Paul gives three commands in verses 16-18, which help us to encourage one another. Put the commands in the order they appear in the verses.

2 Pray



3 Give thanks



1 Rejoice



Match each statement about rejoicing in the Lord with the correct cross-reference.

Those clothed in garments of God's salvation rejoice.

Psalm 68:3-4

The righteous rejoice before the Lord.

Luke 10:20

Jesus said to rejoice that your names are written in heaven.

Isaiah 61:10



Believers can rejoice in the Lord always because He has redeemed us and is faithful to fulfill His promises. Are you living like one who is truly redeemed and who has a future hope? Are you ready to share the hope that is within you?



# EXPLORE • UNIT 6, LESSON 4

Apply | Study Passage: Ruth 4:13-17 | Memory Passage: Colossians 1:13-14

## THE SONG OF THE REDEEMED • A Psalm of Rejoicing: Psalm 98:6

The song "Joy to the World," written by Isaac Watts, was inspired by Psalm 98. This is a psalm of rejoicing that leads us to praise the King for His salvation.

Read Psalm 98:6. Trace the words, and then color the border using the color code.

1 = yellow   2 = blue   3 = green   4 = orange   5 = purple

With

*trumpets*


and the blast of  
the ram's horn—shout for

*joy*

before the LORD, the

*King.*

Psalm 98:6 (NIV)





# NAVIGATE • UNIT 6, LESSON 5

Review | Study Passage: Ruth 4:13-17 | Memory Passage: Ruth 4:13-15

Color the picture below that illustrates God's graciousness toward Ruth, Boaz, and Naomi.



## KNOW GOD'S WORD AND MAKE HIM KNOWN

Recite your memory passage, Ruth 4:13-15, and trace the statement to remind us that we can rejoice because God gives life.

*The redeemed rejoice.*



# EXPLORE • UNIT 6, LESSON 5

Review | Study Passage: Ruth 4:13-17 | Memory Passage: Colossians 1:13-14

Review the study passage, memory passages, lessons, word studies, and definitions, and then answer these questions.

### True or False

- F 1. Ruth had seven sons.
- T 2. Children are a gift from the Lord.
- T 3. Paul gives three commands of encouragement: rejoice, pray, and give thanks.
- T 4. Obed was the name of Ruth and Boaz's son.
- F 5. Jesus said He is the way, the truth, and the passage.

### Find the words in the word bank.

rejoice    blessing    women    reconcile  
 life    children    sing    Obed

R	B	L	E	S	S	I	N	G	W	E	I
E	A	O	S	V	C	V	C	Y	O	E	V
J	C	S	G	A	Z	Z	W	I	M	K	R
O	Z	H	I	K	H	Q	Z	N	E	R	E
I	J	V	I	N	R	A	J	U	N	L	L
C	T	B	C	L	G	V	Z	F	I	Y	D
E	I	E	T	V	D	C	U	C	C	H	U
O	Y	U	D	Y	F	R	N	S	C	Q	Q
G	Q	E	G	N	N	O	E	O	U	Y	D
L	B	W	H	Z	C	C	R	N	P	A	F
O	D	P	Z	E	W	A	L	I	F	E	P
S	G	K	R	T	K	G	K	C	Y	X	H

### KNOW GOD'S WORD AND MAKE HIM KNOWN

Recite your memory passage, Colossians 1:13-14. We learned that we were reconciled to God because of Jesus' death on the cross. Are there people in your life you need to reconcile with?

---



---



# UNIT 7

# The Redeemer Reigns

## DISCOVERY DESTINATION

The Redeemed Reign with Christ

## KEY VERSES

*And Obed fathered Jesse, and Jesse fathered David.*

-Ruth 4:22 (NASB)

# LAUNCH • UNIT 7

## OVERVIEW

Our Redeemer reigns now and forever. The redeemed can glorify Him now and will praise Him forever!

- **PRAYER & BLESSING**  
Ephesians 1:3-4
- **BACKGROUND STUDY**  
Archaeology: Dead Sea Scrolls
- **I AM**  
The True Vine: John 15:1-11
- **CHRIST THE KINSMAN-REDEEMER**  
Christ Is the King: Ephesians 1:15-23
- **DISCOVERY DESTINATION**  
The Redeemed Reign with Christ: Revelation 22:1-5
- **THE SONG OF THE REDEEMED**  
A Psalm of Praise to My God the King: Psalm 145:1

## STUDY PASSAGE

Ruth 4:18-22



## NAVIGATE MEMORY PASSAGE

Ruth 4:18-22



## EXPLORE MEMORY PASSAGE

Ephesians 1:18-19

## KEY VERSES

Ruth 4:22



Key Verses



Keywords



Word Studies



Definitions



Geography



*Blessing*

*Blessed be the God and Father of our Lord Jesus Christ, who hath blessed us with all spiritual blessings in heavenly places in Christ: according as he hath chosen us in him before the foundation of the world, that we should be holy and without blame before him in love. -Ephesians 1:3-4 (KJV)*

**Each day, complete a task and then check the box.**

Day 1  **Read the blessing.**

Day 2  **Read the blessing and pray the blessing over a family member. Write his or her name on the line.**

---

Day 3  **Read the blessing and pray the blessing over a friend. Write his or her name on the line.**

---

Day 4  **Read the blessing and pray the blessing over someone in leadership at church, in school, or in government. Write his or her name on the line.**

---

Day 5  **Write the blessing of Ephesians 1:3-4 on the lines.**

---

---

---

---

---



# NAVIGATE • UNIT 7, LESSON 1

Read & Observe | Study Passage: Ruth 4:18-22 | Memory Passage: Ruth 4:18-22

## READ • Ruth 4:18-22

As you read, highlight your key verse for this unit, Ruth 4:22.

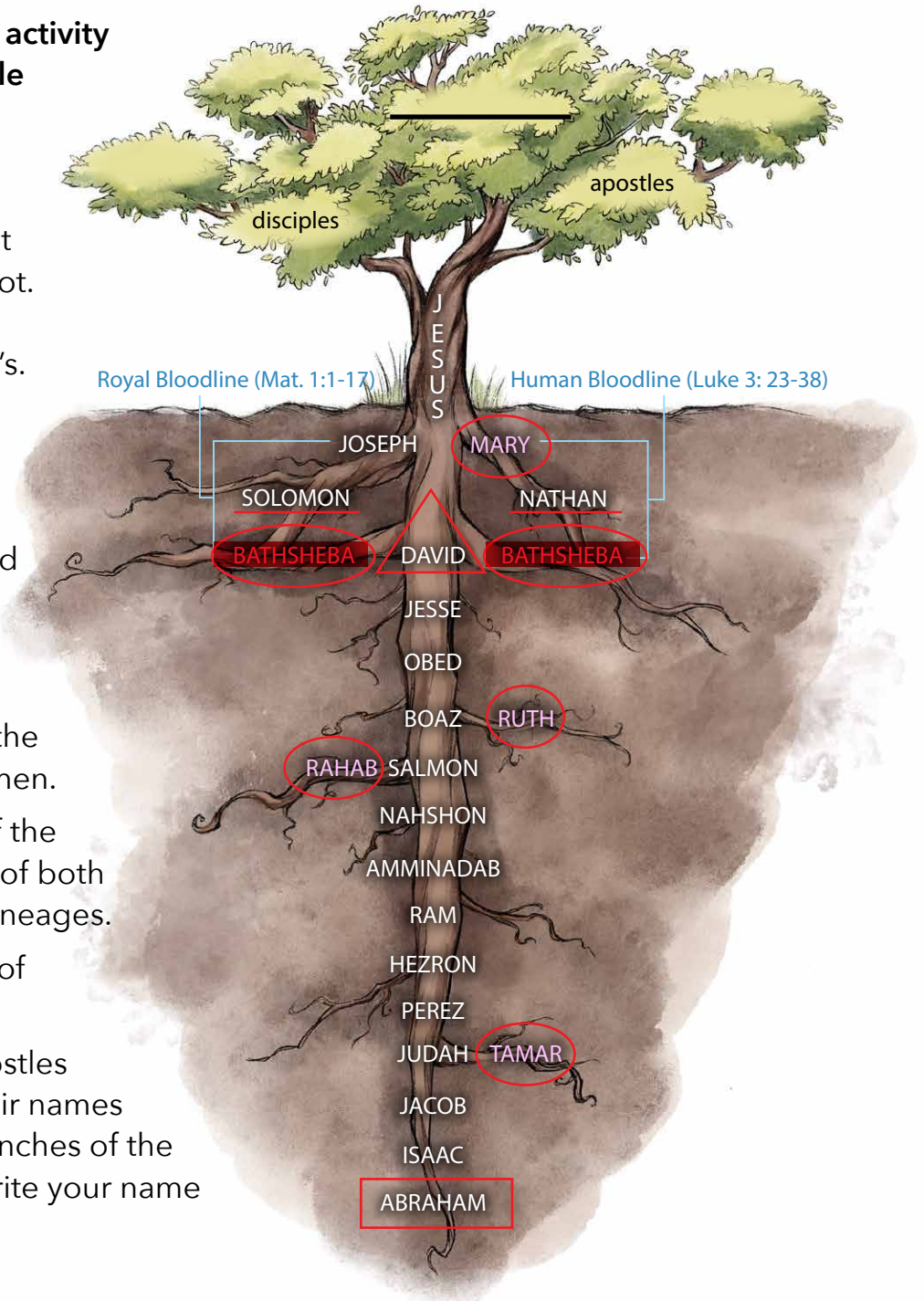
## OBSERVE • Observation Questions & Keywords

Mark the keyword **generations/genealogy/family line** in Ruth 4:18-22. Check the circle when you are finished.

generations/genealogy/family line (red)

Complete the following activity to learn about the people who were in Jesus' lineage (another word for genealogy). This genealogy tree begins at the bottom of the tap root. Women's names are in a different color than men's.

1. Draw a rectangle around the first ancestor listed.
2. Draw a triangle around "David," the king who had two sons in the lineage of Christ.
3. Draw a circle around the names of the five women.
4. Highlight the name of the woman who was part of both Joseph's and Mary's lineages.
5. Underline the names of her two sons.
6. The disciples and apostles were believers, so their names are written on the branches of the tree. If you believe, write your name on the blank line.





# EXPLORE • UNIT 7, LESSON 1

Read & Observe | Study Passage: Ruth 4:18-22 | Memory Passage: Ephesians 1:18-19

**READ** • Ruth 4:18-22

**OBSERVE** • Observation Questions

Genealogy is important to God. Keeping records in the Bible allowed people to understand the lineage of all of Israel—the Levites (the priesthood), the nobles, the common people, and the royal line.

Read the following cross-references. Use the Redeemed cipher to discover who was recorded in the books of genealogy.

1 Chronicles 9:1 I s r a e l  
🕯️🦋✝️🎵🔗🐑

2 Chronicles 31:17 P r i e s t s and L e v i t e s  
👑✝️🕯️🔗🦋🎵🦋🐑🔗👉🕯️🎵🔗🦋

Nehemiah 7:5 O f f i c i a l s, n o b l e s,  
🔧👉👉🕯️🐂🕯️🎵🐑🦋🔑🔧🌾🐑🔗🦋  
and p e o p l e  
👑🔗🔧👑🐑🔗

Read 2 Samuel 7:8-17 to learn about the royal lineage. When David was the king of Israel, God promised David a royal lineage, with Jesus Christ as his royal descendant. As believers in Christ, we are adopted by God into His royal family.

Read Galatians 4:4-5. If you are redeemed and are part of the family of God, write your name in the empty space on the royal robe.



The redeemed do not have their names written in a genealogy of the royal line; instead, their names are recorded in a book called the Lamb’s Book of Life.

Which one of these cross-references teaches that only those who have their names written in the Lamb’s Book of Life will enter the heavenly city?

- Psalm 69:28
- Revelation 3:5
- Revelation 21:27



# NAVIGATE • UNIT 7, LESSON 2

Read & Observe | Study Passage: Ruth 4:18-22 | Memory Passage: Ruth 4:18-22

## BACKGROUND STUDY • Archaeology: Dead Sea Scrolls

In 1947, a shepherd boy discovered the ancient writings now known as the Dead Sea Scrolls. While looking for a lost sheep, he found a cave, threw a rock into it, and heard something break. He went in and found a broken jar with a lid. Preserved in it were ancient papers called scrolls. The shepherd took the pieces of the scrolls to Bethlehem and sold them. They eventually found their way to a professor in Jerusalem who identified them as ancient Hebrew Scriptures. Archaeologists searched and found more caves with scrolls, and they have since found more than one thousand pieces. The writings matched almost exactly the Old Testament texts, which proves that the Bible is uncorrupted and truly God’s written word!

Look at the images below. Put them in the order that the events took place.

2

Broken Jar



A 2-foot high jar where some of the scrolls were stored.

Image used with permission from [www.holylandphotos.org](http://www.holylandphotos.org)

3

Scrolls



An actual image of a piece of the ancient Scriptures.

Image used with permission from [www.holylandphotos.org](http://www.holylandphotos.org)

1

Cave



A cave where the ancient documents were found.

Image used with permission from [www.davidthreadgill.com](http://www.davidthreadgill.com)

Use the Emoji cipher to review the findings.

A s h e p h e r d found the first scrolls.



Archaeologists found more than a t h o s a n d pieces of ancient writings in the caves.



Large jars with lids helped p r e s e r v e the scrolls.





# EXPLORE • UNIT 7, LESSON 2

Read & Observe | Study Passage: Ruth 4:18-22 | Memory Passage: Ephesians 1:18-19

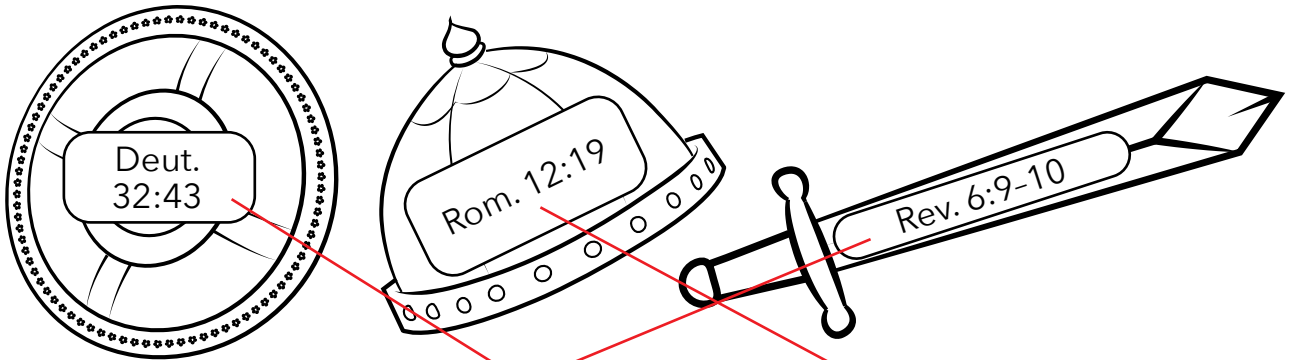
So far in our study, you have learned about the kinsman-redeemer and his responsibility to redeem both a person and land that needed to be bought back. This redeemer has another responsibility. It is to be a blood avenger.

**= revenger of blood** he who avenged the blood of one who had been killed.

Do you remember who our Kinsman-Redeemer is? Jesus is our Kinsman-Redeemer, and He is also our blood avenger. This means that Jesus will fight for us and redeem us from a life of sin and eternal death.

When Christ finally puts an end to the devil, He will fulfill the role of the blood avenger. Because we are servants of God, He will avenge our enemies (Deut. 32:43).

**Match the cross-references with the statements to see how the Lord Himself will fulfill this role of blood avenger as our Redeemer.**



The martyrs who were slain ask the Lord how long until He will avenge their blood.

God will avenge the blood shed in His land.

Do not take revenge. Vengeance belongs to the Lord.

Christ will **FIGHT** for you.



# NAVIGATE • UNIT 7, LESSON 3

Interpret | Study Passage: Ruth 4:18-22 | Memory Passage: Ruth 4:18-22

## I AM • The True Vine: John 15:1-11

The I AM lessons in our study have shown the greatness of our Redeemer. On the evening before Jesus went to the cross, He made a final I AM statement to His disciples. Jesus teaches that He is the vine and we are the branches and apart from Him we can do nothing, so we must abide in Him.

Read John 15:1-11 and mark the keywords **prunes/purgeth** and **remain/abide**.



prunes/purgeth (*blue*)

remain/abide (*blue*)

Complete the tasks to study the words **prunes/purgeth** and **remain/abide**.

Underline the definitions.

Circle the Greek words.



**prunes/purgeth (John 15:2)**

Strong's #: G2508

Greek word: kathairō

Strong's Definition: to cleanse, i.e. (specially) to prune; figuratively, to expiate



**remain/abide (John 15:4)**

Strong's #: G3306

Greek word: menō

Strong's Definition: a primary verb; to stay (in a given place, state, relation or expectancy)

Skim John 15:1-11. Under the grapes with the clues, write the correct references using the choices below.

John 15:1

John 15:5

John 15:7

Abide in God.


**John 15:7**

"I am the true vine."

**John 15:1**

"You are the branches."

**John 15:5**



Read Galatians 5:22-23 (NKJV). Fill in the missing words.

The fruit of the Spirit is

**love**

**joy**

**peace**

longsuffering, kindness, goodness, faithfulness, gentleness, self-control.



# EXPLORE • UNIT 7, LESSON 3

Interpret | Study Passage: Ruth 4:18-22 | Memory Passage: Ephesians 1:18-19

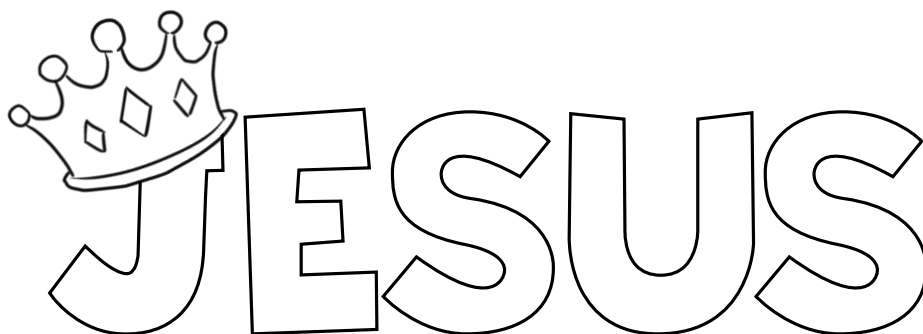
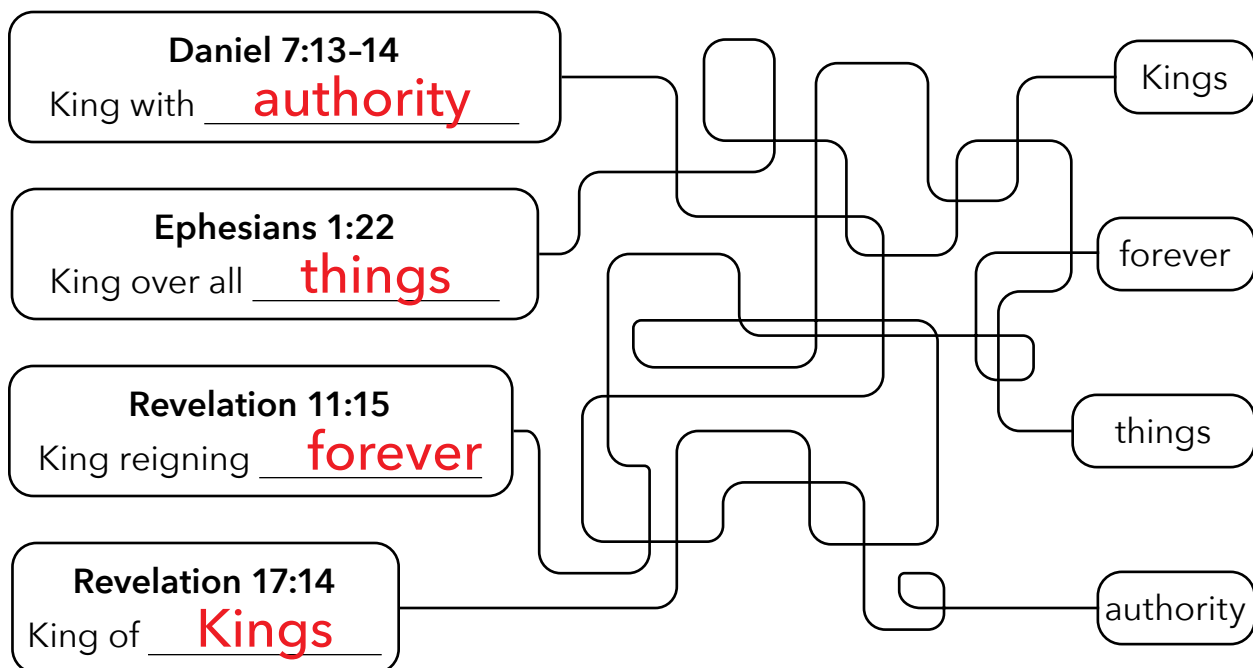
## CHRIST THE KINSMAN-REDEEMER • Christ Is the King: Ephesians 1:15-23

Jesus Christ is not only our Savior and Redeemer, but He is also our King! In Ephesians 1:15-23, we observe Paul as he prays that the Ephesians would see Jesus as the King of Kings. Our prayer is that you would see that too.

**Read Ephesians 1:15-23. Mark verses 21 and 22 in your Bible. In the verses below, underline the words that prove Jesus' reign and dominion.**

*"...far above all rule and authority and power and dominion, and above every name that is named, not only in this age but also in the one to come. And he put all things under his feet and gave him as head over all things to the church..." -Ephesians 1:21-22 (ESV)*

**Read the cross-references that portray Jesus as King. Then follow the lines to fill in the blanks.**







# NAVIGATE • UNIT 7, LESSON 4

Apply | Study Passage: Ruth 4:18-22 | Memory Passage: Ruth 4:18-22

## DISCOVERY DESTINATION • The Redeemed Reign with Christ: Rev. 22:1-5

God gave man dominion to rule over the earth, but he lost his position as ruler as a result of his disobedience to God. Through Christ's saving work, the redeemed will someday rule and reign with the Lord Jesus Christ forever. Christ is coming soon and His reward is with Him (Rev. 22:12).

Read the following cross-references and color the crowns.



1. According to Revelation 4:9-11, what do the elders do with their crowns or wreaths? **AWV. Cast/lay them before the throne of the Lord our God as they worship**

Read Revelation 22:1-5 and imagine what that scene would look like.

2. What do you see in these verses? Use the images to help you fill in the blanks.



**Throne** of God

**Tree** of life



**Water** of life



# EXPLORE • UNIT 7, LESSON 4

Apply | Study Passage: Ruth 4:18-22 | Memory Passage: Ephesians 1:18-19

## THE SONG OF THE REDEEMED • A Psalm of Praise to My God the King:

### Psalm 145:1


Psalm 145, written by King David, encourages us to praise God our King forever for who He is and for what He has done.

Read Psalm 145:1. Trace the words, and then color the border using the color code.

1 = yellow 2 = blue 3 = green 4 = orange 5 = purple

I will  
*extol*  
 You, my  
*God,*  
 O King; and I will  
*bless*  
 Your name  
 forever and ever.

Psalm 145:1 (NKJV)






# NAVIGATE • UNIT 7, LESSON 5

Review | Study Passage: Ruth 4:18-22 | Memory Passage: Ruth 4:18-22

Color the picture below that illustrates God's hand in the lineage of Jesus.



## KNOW GOD'S WORD AND MAKE HIM KNOWN

Recite your memory passage, Ruth 4:18-22, and remember that

**The redeemed reign with Christ.**



# EXPLORE • UNIT 7, LESSON 5

Review | Study Passage: Ruth 4:18-22 | Memory Passage: Ephesians 1:18-19

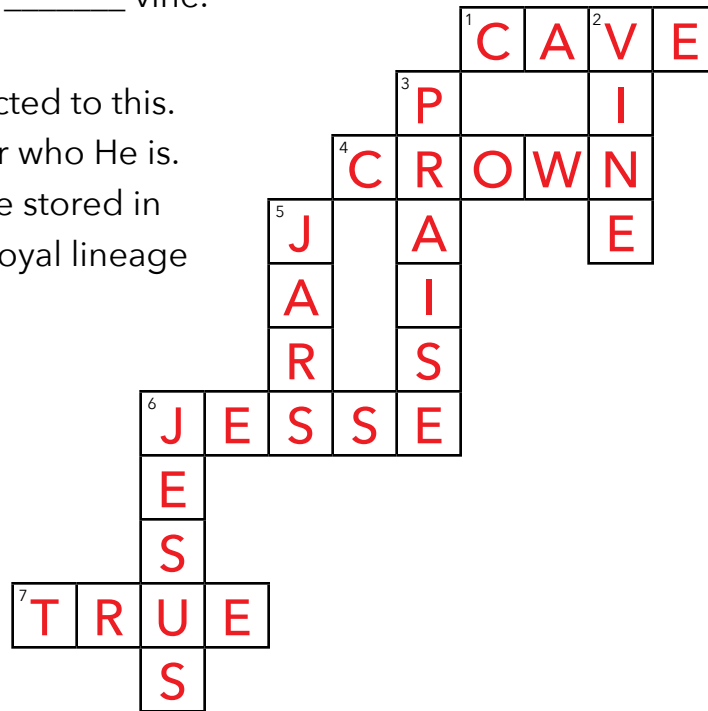
Review Unit 5 by completing the crossword puzzle. Go back over the lessons to help you find the answers.

## ACROSS

- Where the shepherd found the scrolls
- What God's followers will put at His feet in heaven
- Obed's son, Ruth and Boaz's grandson
- Jesus said, "I am the \_\_\_\_\_ vine."

## DOWN

- Fruit must be connected to this.
- We \_\_\_\_\_ God for who He is.
- What the scrolls were stored in
- Came from David's royal lineage



### KNOW GOD'S WORD AND MAKE HIM KNOWN

Recite your memory passage, Ephesians 1:18-19. Are you honoring Christ in your heart? What has Christ done for you that you can tell others about?

---



---



---



# UNIT 8

# Redeemed Reviews

## DISCOVERY DESTINATION

Redemption

## KEY VERSES

*Then the women said to Naomi, "Blessed be the LORD, who has not left you this day without a close relative; and may his name be famous in Israel!"*

-Ruth 4:14 (NKJV)

# LAUNCH • UNIT 8



Throughout this study, we have seen how the Lord provided for Naomi, Ruth, and Boaz. We also learned that Jesus is our Kinsman-Redeemer. Through His sacrifice, we are redeemed and have salvation and eternal life for those who believe.

## DO YOU BELIEVE?

Do you believe that Jesus died for you?

Remember that God created us in His own image, and we are meant to have a relationship with Him. But man sinned and we deserve punishment. The Bible says that our punishment for sin is death—eternal separation from a perfect and holy God.

But God had a plan to deliver us from sin. He sent His Son, Jesus, who became flesh, took on human form, and lived without sin among us.

Only Jesus can pay for our sins. Out of love, Christ took on our punishment. He died on the cross and then rose again. We can do nothing to pay for our sin. We can't try hard enough or be good enough. But we can trust and believe that Jesus' work is the only way to a relationship with God forever.

**If you believe, fill in the blanks of the "I believe" statements on the next page.**

*Then the women said to Naomi, "Blessed is the LORD who has not left you without a redeemer today, and may his name become famous in Israel."*

*Ruth 4:14*  
(NASB)



Key Verses



Keywords



Word Studies



Definitions



Geography

# Confession of Faith

- I believe the Lord is our Rock and Redeemer.  
(Ps. 19:14)
- I believe our Redeemer is almighty.  
(Gen. 17:1)
- I believe our Redeemer supplies/meets all that we need.  
(Phil. 4:19)
- I believe our Redeemer is love.  
(1 John 4:8)
- I believe our Redeemer is the resurrection and the life.  
(John 11:25)
- I believe our Redeemer is the way, the truth, and the life.  
(John 14:6)
- I believe our Redeemer is the King of Kings.  
(Rev. 17:14)



# PRAYER & BLESSING • UNIT 8

In Units 1-7 you looked at different blessings from God's Word. The people in the book of Ruth spoke and prayed words of blessing to each other in their daily lives. We hope that you have been blessed by praying the Scriptures daily and have seen the Lord answer your prayers.

Before you begin each review lesson, pray using the blessings from Units 1-7, and give thanks and praise Him for giving us His Word. Ask the Lord to bless others in whatever needs they have—especially that they may come to know the Lord Jesus Christ.

**Each day, complete a task and then check the box.**

Day 1  **Read the blessing from Unit 1. Say a prayer of blessing over your friends and family.**

Day 2  **Read the blessings from Units 2 & 3. Then pray one of these blessings over a family member. Write his or her name on the line.**

---

Day 3  **Read the blessings from Units 4 & 5. Then pray one of these blessings over a friend. Write his or her name on the line.**

---

Day 4  **Read the blessings from Units 6 & 7. Then pray one of these blessings over someone who is in leadership at your church or school or in government. Write his or her name on the line.**

---

Day 5  **Choose any blessing from the Discovery Journal and write the blessing.** \_\_\_\_\_

---

---

---



# NAVIGATE • UNIT 8, LESSON 1

## Navigate Review | Unit 1

Throughout the book of Ruth, we saw God’s hand in the midst of trials and uncertainties. Even though the word “God” is not found in this historical narrative, God provided redemption for both Ruth and Naomi through Boaz, the kinsman-redeemer. As Christians, we can also see God fulfill His promise of redemption to those who believe in Him.

Congratulations for persevering and fulfilling the vision of the National Bible Bee, “to know God’s Word and make Him known,” by completing this *Redeemed* study. Our goal in *Redeemed* is to study the book of Ruth and learn about our Redeemer, the Lord Jesus Christ. Have fun with the review.

The *Navigate* reviews in Unit 8 will include short answer questions, crossword puzzles, and word searches. You may look back at the *Navigate* units to find the answers.

### REVIEW WORD SEARCH

Read the clues below and find the answers in the word search. The answers to these clues are in *Navigate* Unit 1.

1. Elimelech and his family went to live in MOAB.
2. Bethlehem means “house of BREAD.”
3. The book of Ruth is a HISTORICAL narrative.
4. Elimelech and his family left Bethlehem because of a FAMINE.
5. In Exodus 3:13-15, God calls Himself I AM. (two words)

R	W	B	A	Y	I	E	O	S	U	T	F	S	R	E	P	Q	I
E	T	R	P	H	I	S	T	O	R	I	C	A	L	F	Y	O	U
O	I	E	S	M	F	D	V	G	E	K	N	I	M	D	T	W	E
M	O	A	B	U	T	E	C	A	Y	X	Q	L	J	I	H	S	R
Y	F	D	J	O	B	R	H	W	Z	P	F	B	O	C	N	M	C
G	D	K	U	E	L	P	N	I	M	D	R	V	G	A	L	E	K
A	T	Q	S	Y	I	I	A	M	O	S	U	E	I	T	Y	H	Q



Recite your *Navigate* memory passage from Unit 1, Ruth 1:1.



# EXPLORE • UNIT 8, LESSON 1

## Explore Review | Unit 1

### UNIT 1 QUIZ

1. Naomi had \_\_\_\_\_ daughters-in-law.  
a. Two      b. Three      c. Four      d. Five
2. Ruth and Orpah were married to \_\_\_\_\_ and \_\_\_\_\_ in Ruth 1.  
a. Boaz, Elimelech      c. Mahlon, Chilion  
b. Elimelech, Chilion      d. Boaz, Mahlon
3. In the days of the judges, people did what was right in their own \_\_\_\_\_.  
a. Minds      b. Eyes      c. Worlds      d. Houses
4. The men in Naomi's family \_\_\_\_\_ in Moab.  
a. Stayed      b. Died      c. Cried      d. Shopped
5. \_\_\_\_\_ was the first man to sin.  
a. Adam      b. David      c. Abraham      d. Paul
6. The Lord is our \_\_\_\_\_ and \_\_\_\_\_ according to Psalm 19.  
a. God, Redeemer      c. Rock, Friend  
b. Rock/strength, Redeemer      d. Redeemer, Father

Remember the I AM statements from each unit by coloring them at the end of each *Explore* review lesson.



Recite your *Explore* memory passage from Unit 1, Romans 5:12-13.



### REVIEW CROSSWORD PUZZLE

Read the clues below to find the answers for the crossword puzzle.

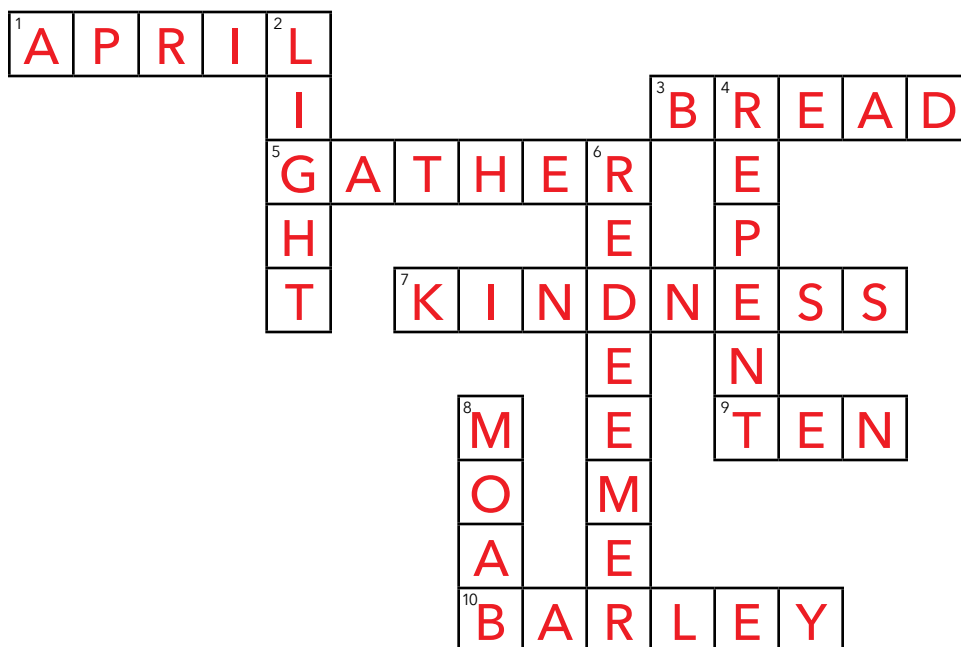
The answers to these clues are in *Navigate* Units 2 & 3.

#### ACROSS

- The barley harvest season began in APRIL.
- Jesus calls Himself the "BREAD of Life."
- To glean means to GATHER leftover grain.
- Ruth showed KINDNESS to her mother-in-law.
- Naomi was in Moab for TEN years.
- Boaz was the owner of a BARLEY field.

#### DOWN

- Jesus Christ is the LIGHT of the world.
- To REPENT means to turn from sin.
- Boaz was Naomi's kinsman-REDEEMER.
- Naomi and Ruth left MOAB.



Recite your *Navigate* memory passages from Units 2 & 3, Ruth 1:16-17 and Ruth 2:12-13.




# EXPLORE • UNIT 8, LESSON 2

Explore Review | Units 2 & 3

## UNITS 2 & 3 QUIZ

1. Ruth went to \_\_\_\_\_ field.  
a. David's      **b. Boaz's**      c. Elimelech's      d. Mahlon's
2. Our sins are \_\_\_\_\_ by God.  
**a. Forgiven**      b. Ignored      c. Carried      d. Listed
3. \_\_\_\_\_ name was later changed to Abraham.  
a. Isaac's      b. David's      **c. Abram's**      d. Boaz's
4. Ruth was allowed to \_\_\_\_\_ in Boaz's field.  
a. Sleep      **b. Glean**      c. Talk      d. Harvest
5. Boaz \_\_\_\_\_ his servants when he approached his field.  
a. Fired      b. Ignored      c. Left      **d. Blessed**
6. Naomi asked people to call her \_\_\_\_\_.  
a. Sad      b. Friend      c. Beautiful      **d. Mara**



Recite your *Explore* memory passages from Units 2 & 3, Genesis 17:6-7 and Exodus 12:13-14.



# NAVIGATE • UNIT 8, LESSON 3

Navigate Review | Units 4 & 5

## REVIEW WORD SEARCH

Read the clues below and find the answers in the word search. The answers to these clues are in *Navigate* Units 4 & 5.

1. When Boaz saw Ruth at the THRESHING floor, he asked who she was.
2. The nearest RELATIVE did not redeem Ruth or the land.
3. Boaz and the nearest relative made an arrangement in front of WITNESSES.
4. Boaz and Naomi both call Ruth " DAUGHTER " to show their love for her.
5. The nearest relative gave Boaz a SANDAL to seal their agreement.
6. Jesus is our Good SHEPHERD.
7. Many people would meet at the city GATE to conduct business.
8. BETROTHAL was the engagement period for young Hebrew couples.
9. People bought and sold GOODS at the city gate.
10. The NEAREST relative passed by when Boaz was meeting at the city gates.

A	Z	W	I	T	N	E	S	S	E	S	J	G	R	A	M	Y	R
S	B	Y	O	L	T	U	N	K	X	H	U	Z	A	E	H	B	E
A	V	C	A	A	W	P	O	N	B	E	T	R	O	T	H	A	L
N	N	E	A	R	E	S	T	D	F	P	G	K	V	R	E	P	A
D	D	I	B	L	I	R	T	Q	V	H	J	F	L	T	R	S	T
A	S	X	Q	A	S	D	T	H	R	E	S	H	I	N	G	F	I
L	J	Z	P	G	O	W	Y	M	C	R	K	T	S	F	A	D	V
S	D	A	U	G	H	T	E	R	N	D	L	G	O	O	D	S	E



Recite your *Navigate* memory passages from Units 4 & 5, Ruth 3:11-13 & Ruth 4:10-11.



# EXPLORE • UNIT 8, LESSON 3

Explore Review | Units 4 & 5

## UNITS 4 & 5 QUIZ

1. Naomi gave Ruth specific \_\_\_\_\_ before going to see Boaz at the threshing floor.  
a. Ideas      b. Thoughts      **c. Instructions**      d. Commands
2. The land of Israel belongs to \_\_\_\_\_.  
a. Israel      **b. God**      c. David      d. Boaz
3. Ruth uncovered Boaz's \_\_\_\_\_ when she was at the threshing floor.  
**a. Feet**      b. Head      c. Hands      d. Shoulders
4. The nearest relative's responsibility was to \_\_\_\_\_ the land.  
a. Rent      b. Find      c. Destroy      **d. Redeem**
5. Which word is a synonym for redeem?  
a. Throw      **b. Rescue**      c. Destroy      d. Relative
6. \_\_\_\_\_ in two towers of the city gate warned of danger.  
**a. Watchmen**      b. Soldiers      c. Gentiles      d. Disciples



Recite your *Explore* memory passages from Units 4 & 5, Hebrews 2:14-15 & 1 Peter 1:18-19.



### REVIEW CROSSWORD PUZZLE

Read the clues below to find the answers for the crossword puzzle. The answers to these clues are in *Navigate* Units 6 & 7.

#### ACROSS

2. **JESUS** is the vine and we are the branches.

5. In 1 Thessalonians, we are commanded to **REJOICE** always.

6. **DAVID** was the grandson of Obed.

7. Believers will throw **CROWNS** at Jesus' feet.

9. **NAOMI** was Obed's caretaker.

#### DOWN

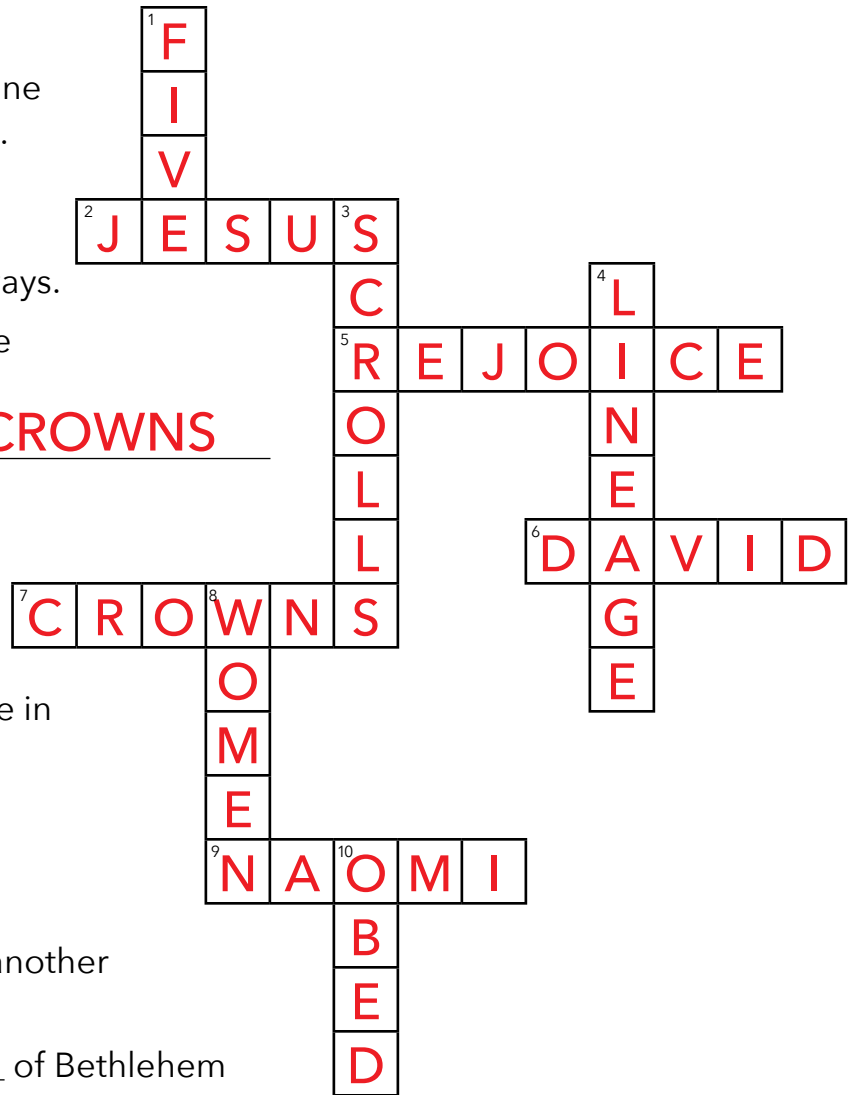
1. **FIVE** women are in the lineage of Christ.

3. The Dead Sea **SCROLLS** were found in caves.

4. **LINEAGE** is another word for genealogy.

8. The **WOMEN** of Bethlehem gave Obed his name.

10. **OBED** was the son of Ruth and Boaz.



Recite your *Navigate* memory passages from Units 6 & 7, Ruth 4:13-15 and Ruth 4:18-22.




# EXPLORE • UNIT 8, LESSON 4

Explore Review | Units 6 & 7

## UNITS 6 & 7 QUIZ

- \_\_\_\_\_ are precious gifts from the Lord.  
a. Women      **b. Children**      c. Men      d. Animals
- Psalm 98 reminds us to praise the King for His \_\_\_\_\_.  
a. Friendship      b. Children      **c. Salvation**      d. Friends
- Before Christ reconciled us, we were in \_\_\_\_\_.  
**a. Darkness**      b. Light      c. The world      d. Heaven
- The Lord is faithful to fulfill His \_\_\_\_\_.  
a. Life      **b. Promises**      c. Light      d. Liberty
- The \_\_\_\_\_ avenger will fight for us and avenge our enemies.  
a. Kinsman      b. Israel      c. Christian      **d. Blood**
- Believers' names are written in the \_\_\_\_\_ Book of Life.  
**a. Lamb's**      b. Lion's      c. Tree's      d. River's



Recite your *Explore* memory passages from Units 6 & 7, Colossians 1:13-14 and Ephesians 1:18-19.



# NAVIGATE • UNIT 8, LESSON 5

Review | Study Passage: Ruth 4:1-12 | Memory Passage: Ruth 4:10-11

Match the English words to the Greek and Hebrew words from the *Navigate* lessons.

## English Words

- c   1. LORD
- f   2. Kindly/kindness
- a   3. redeemers/next kinsmen/close relatives/guardian-redeemers
- b   4. Most High
- h   5. Propitiation/atoning sacrifice
- l   6. Inheritance/property/estate
- g   7. Christ/Messiah
- e   8. Security/rest/home
- d   9. Witnesses
- j   10. Prunes/purgeth
- k   11. Remain/abide
- i   12. Bethlehem/Bethlehemjudah

## Transliterations

- a. *gā'al*
- b. *`elyôn*
- c. *Y<sup>ə</sup>hōvâ*
- d. *`ēḏ*
- e. *mānôaḥ*
- f. *ḥesed*
- g. *christos*
- h. *hilasmos*
- i. *bêṭ leḥem*
- j. *kathairō*
- k. *menō*
- l. *naḥălâ*



# NAVIGATE • UNIT 8, LESSON 5

Review | Study Passage: Ruth 4:1-12 | Memory Passage: Ruth 4:10-11

Write the word that matches each definition from the *Navigate* lessons.

1. <b>Redeem</b>	To buy something back
2. <b>Famine</b>	A situation in which many people do not have enough food to eat
3. <b>Sin</b>	An action that is considered to be wrong according to religious or moral law
4. <b>Almighty</b>	Having complete power
5. <b>Metaphor</b>	A word or phrase for one thing that is used to refer to another thing in order to show or suggest that they are similar
6. <b>Repent</b>	To turn from sin
7. <b>Boaz</b>	In strength
8. <b>Glean</b>	Gather leftover grain
9. <b>Shepherd</b>	Someone who takes care of sheep
10. <b>Atonement</b>	Settling differences between God and man through a sacrifice
11. <b>Resurrection</b>	The event told about in the Bible in which Jesus Christ returned to life after his death
12. <b>Virtuous</b>	Being of morally good behavior or character



# EXPLORE • UNIT 8, LESSON 5

Review | Study Passage: Ruth 1:6-22 | Memory Passage: Genesis 17:6-7

Match the English words to the Greek and Hebrew words from the *Redeemed Explore* lessons.

- |              |                 |                            |
|--------------|-----------------|----------------------------|
| <u>  e  </u> | 1. Refuge/trust | a. <i>ḥēn</i>              |
| <u>  c  </u> | 2. Ruth         | b. <i>b<sup>ə</sup>rîṭ</i> |
| <u>  b  </u> | 3. Covenant     | c. <i>rûṭ</i>              |
| <u>  a  </u> | 4. Favor/grace  | d. <i>tiqvâ</i>            |
| <u>  d  </u> | 5. Hope         | e. <i>hāsâ</i>             |

Write the word that matches each definition from the *Explore* lessons.


1. <b>Elimelech</b>	My God is king
2. <b>Naomi</b>	Beautiful; agreeable
3. <b>Dialogue</b>	Things that are said by the characters in a story
4. <b>Mara</b>	Marah, bitter; bitterness
5. <b>Incarnation</b>	Jesus as God living in a human body
6. <b>Deity</b>	A term for God
7. <b>Ransom</b>	A payment to buy freedom for a captive
8. <b>Obed</b>	A servant; workman
9. <b>Jesse</b>	Gift; oblation
10. <b>David</b>	Well-beloved, dear
11. <b>Reconciliation</b>	Bringing together people who don't agree by making peace between them
12. <b>Revenger of Blood</b>	He who avenged the blood of one who had been killed.



# EXPLORE • UNIT 8, LESSON 5

Coloring Page Review | Study Passage: Ruth 4:1-12 | Memory Passage: Ruth 4:10-11

Congratulations for completing the entire *Redeemed* study! You have fulfilled our vision “to know God’s Word,” and now you can “make Him known” by walking as the redeemed and telling others about God’s redemption. **Color the picture, and remember that whoever believes in Christ’s work on the cross is redeemed.**



## MEMORY VERSE ACTIVITIES

### TOSS A BALL

Have your family toss a ball around. When someone catches the ball, say a word from the verse until the entire verse has been recited.

### MAKE HAND MOTIONS/GESTURES

Make up your own hand motions for certain words in the verse. For example, you could open your hands like a book for “the Word” or point up for “God.”

### SING SCRIPTURE SONGS

There are many resources online or in Christian bookstores for singing verses. You can also make up your own song to the tune of a favorite song.

### EMPHASIZE THE WORDS

As you are reading the verse, emphasize every other word. To emphasize means to say something louder, longer, and with more force.

### USE RHYTHM

Using rhythm is a good technique to help your brain remember the words. Instead of emphasizing a word with your voice, clap your hands or stomp your feet to create a rhythm.

### MAKE FLASH CARDS

You can make flash cards on colorful index cards or on websites that allow you to make digital flash cards. Be colorful and creative with your flash cards.

### CREATE SILLY ACRONYMS

Acronyms allow you to take the first letter from the word you are memorizing and assign it a silly word. With longer passages especially or with lists of things, acronyms will work very well. The sillier they are, the easier it is to remember.

### DRAW IT

Draw the main points of the verse as reminders.

### GO OUTSIDE

Take your memory verse outside. Write your memory verse using things found in nature: sticks, stones, dirt, sand, leaves, etc.

## CIPHER KEYS

### Redeemed Cipher

A	B	C	D	E	F	G	H	I
J	K	L	M	N	O	P	Q	R
S	T	U	V	W	X	Y	Z	

### Hebraic Cipher

This cipher uses some actual Hebrew letters of the Hebrew alphabet as well as some made up ones in the style of Hebrew lettering. This is not a complete representation of the Hebrew alphabet. Have fun decoding puzzles with the Hebrew-look cipher.

A	B	C	D	E	F	G	H	I
J	K	L	M	N	O	P	Q	R
S	T	U	V	W	X	Y	Z	

### Emoji Cipher

A	B	C	D	E	F	G	H	I
J	K	L	M	N	O	P	Q	R
S	T	U	V	W	X	Y	Z	

### Maritime Signal Flags Cipher

A	B	C	D	E	F	G	H	I
J	K	L	M	N	O	P	Q	R
S	T	U	V	W	X	Y	Z	

## BIBLIOGRAPHY

Blue Letter Bible. <https://www.blueletterbible.org/>.

Brandt, B. and Eric Kress. *God in Everyday Life: The Book of Ruth for Expositors and Biblical Counselors*. The Woodlands, TX: Kress Christian Publications, 2007.

Bush, Frederic. *Word Biblical Commentary*. Volume 9. *Ruth–Esther*. Grand Rapids, MI: Zondervan, 2018.

Eager, George B. International Standard Bible Encyclopaedia, "Marriage," <https://www.blueletterbible.org/search/dictionary/viewtopic.cfm?topic=IT0005818>.

Gaebelein, Frank E., ed. *The Expositor's Bible Commentary*. Volume 2. *Genesis–Numbers*. Grand Rapids, MI: Zondervan, 1990.

Gaebelein, Frank E., ed. *The Expositor's Bible Commentary*. Volume 3. *Deuteronomy, Joshua, Judges, Ruth, 1 & 2 Samuel*. Grand Rapids, MI: Zondervan, 1992.

Hubbard, Robert L., Jr. *The New International Commentary of the Old Testament: The Book of Ruth*. Grand Rapids, MI: Wm. B. Eerdmans Publishing Co., 1988.

James, Carolyn Custis. *The Gospel of Ruth: Loving God Enough to Break the Rules*. Grand Rapids, MI: Zondervan, 2008.

Living Passages. "Ruth and Naomi: Follow Their Path from Bethlehem to Moab on a Biblical Journey." <https://livingpassages.com/footsteps-ruth-and-naomi/>.

MacArthur, John. "Bible Introductions: Ruth." Grace to You. <https://www.gty.org/library/bible-introductions/MSB08/ruth>.

MacArthur, John. *The Deity of Christ*. Chicago, IL: Moody Publishers, 2017.

MacArthur, John. *The MacArthur Bible Commentary*. Nashville, TN: Thomas Nelson, 2005.

MacArthur, John. *The MacArthur New Testament Commentary: Ephesians*. Chicago, IL: Moody Publishers, 1986.

MacArthur, John. *The MacArthur Study Bible: New American Standard Bible*. La Habra, CA: The Lockman Foundation, 2006.

Precept Austin. "Ruth Commentaries." Updated January 16, 2020. [https://www.preceptaustin.org/ruth\\_commentaries](https://www.preceptaustin.org/ruth_commentaries).

Precept Ministries International. *Precept Upon Precept: Kinsman Redeemer*. Chattanooga, TN: Precept Ministries International, 2002.

Rasmussen, Carl. "Qumran." Accessed July 25, 2021. <https://holylandphotos.org/>.

Richison, Grant C. Verse-by-Verse Commentary. "Ruth 4:13f." Last modified April 17, 2010. <https://versebyversecommentary.com/2010/04/17/ruth-413f/>.

Scott, Bruce. *The Feasts of Israel: Seasons of the Messiah*. Bellmawr, NJ: The Friends of Israel Gospel Ministry, Inc., 1997.

*Studies in Judges and Ruth*, arranged by Grace Saxe and revised by Irving L. Jensen. Chicago, IL: Moody Bible Institute of Chicago, 1968.

Swindoll, Chuck. "Ruth." Insight for Living Ministries: The Bible-Teaching Ministry of Pastor Chuck Swindoll. <https://www.insight.org/resources/bible/the-historical-books/ruth>.

The NTS Library: Online Christian Library of Virtual Theological Resources. Manners and Customs of Bible Lands. <http://www.ntslibrary.com/PDF%20Books%20II/Manners%20and%20Customs.pdf>.

Unger, Merrill F. *The New Unger's Bible Dictionary*. Chicago, IL: Moody Bible Institute of Chicago, 1988.

When the World Calls Me and No One Knows How Far I'll Go. "King's Highway—Ancient Trade Route of the Middle East." <https://whentheworldcallsme.com/language/en/kings-highway-ancient-route/>.

Yahoo Images. "Topographical Map of the Kingdoms of Israel and Judah." <https://images.search.yahoo.com/search/images>.



